
PRE-COUNCIL WORK SESSION — 7:00 P.M.

Agenda of the Regular Meeting

of the City Council of the

CITY OF DARIEN

March 18, 2019

7:30 PM

1. Call to Order
2. Pledge of Allegiance
3. Roll Call
4. Declaration of Quorum
5. Questions, Comments and Announcements — **General (This is an opportunity for the public to make comments or ask questions on any issue – 3 Minute Limit per Person, Additional Public Comment Period - Agenda Item 18).**
6. Approval of Minutes — [March 4, 2019](#)
7. Receiving of Communications
8. Mayor's Report
9. City Clerk's Report
10. City Administrator's Report
11. Department Head Information/Questions
 - A. Police Department Monthly Report — [February 2019](#)
 - B. Municipal Services
12. Treasurer's Report
 - A. Warrant Number — [18-19-22](#)
 - B. Monthly Report — [February 2019](#)
13. Standing Committee Reports

March 18, 2019

Page Two

14. Questions and Comments — **Agenda Related (This is an opportunity for the public to make comments or ask questions on any item on the Council's Agenda – 3 Minute Limit per Person)**
15. Old Business
16. Consent Agenda
17. New Business
 - A. Consideration of a Motion Granting a Waiver of the \$50.00 a Day Fee for the Class “J” Temporary Liquor License for Our Lady of Peace
18. Questions, Comments and Announcements — **General (This is an opportunity for the public to make comments or ask questions on any issue – 3 Minute Limit per Person)**
19. Adjournment

A WORK SESSION WAS CALLED TO ORDER AT 7:00 P.M. BY MAYOR WEAVER FOR THE PURPOSE OF REVIEWING ITEMS ON THE MARCH 4, 2019 AGENDA WITH THE CITY COUNCIL. THE WORK SESSION ADJOURNED AT 7:29 P.M.

Minutes of the Regular Meeting

of the City Council of the

CITY OF DARIEN

March 4, 2019

7:30 P.M.

1. **CALL TO ORDER**

The regular meeting of the City Council of the City of Darien was called to order at 7:30 P.M. by Mayor Weaver.

2. **PLEDGE OF ALLEGIANCE**

Mayor Weaver led the Council and audience in the Pledge of Allegiance.

3. **ROLL CALL** — The Roll Call of Aldermen by Clerk Ragona was as follows:

Present:	Thomas J. Belczak	Sylvia McIvor
	Thomas M. Chlystek	Ted V. Schauer
	Joseph A. Kenny	Lester Vaughan
	Joseph A. Marchese	

Absent: None

Also in Attendance: Kathleen Moesle Weaver, Mayor
JoAnne E. Ragona, City Clerk
Michael J. Coren, City Treasurer
Bryon D. Vana, City Administrator
Gregory Thomas, Police Chief
Daniel Gombac, Director of Municipal Services

4. **DECLARATION OF A QUORUM** — There being seven aldermen present, Mayor Weaver declared a quorum.

5. **QUESTIONS, COMMENTS AND ANNOUNCEMENTS – GENERAL**

Heather Conroy commented regarding Sterigenics; she voiced her concerns about testing in schools. Mayor Weaver stated no further action is being taken as the case is in the court system. Council discussion pursued.

6. **APPROVAL OF MINUTES** – February 19, 2019 City Council Meeting

It was moved by Alderman Schauer and seconded by Alderman Belczak to approve the minutes of the City Council Meeting of February 19, 2019.

Roll Call:	Ayes:	Belczak, Chlystek, Kenny, Marchese, McIvor, Schauer, Vaughan
	Nays:	None
	Absent:	None

Results: Ayes 7, Nays 0, Absent 0

MOTION DULY CARRIED

7. **RECEIVING OF COMMUNICATIONS**

Alderman Kenny received communication from Michael Uchmanowicz, 1500 block of 77th Street, regarding the ability to put a garage in his backyard; driveway variance is needed.

Alderman Chlystek stated he spoke with parents of students at Mark Delay School; they commented that Wilmette Avenue needs additional street lighting. Director Gombac responded.

Alderman Marchese stated Bruce Danielson, Lord of Life Lutheran Church, inquired about hanging banners commemorating the Church's 50th Anniversary. Alderman Marchese will forward information to Director Gombac. Director Gombac commented on temporary sign code.

8. **MAYOR'S REPORT**

There was no report.

9. **CITY CLERK'S REPORT**

Clerk Ragona announced a Meet and Greet with Mayor Weaver will be held on Monday, March 18, 2019 at 6:00 P.M. in the City Hall Conference Room.

10. **CITY ADMINISTRATOR’S REPORT**

There was no report.

11. **DEPARTMENT HEAD INFORMATION/QUESTIONS**

A. POLICE DEPARTMENT MONTHLY REPORT – ANNUAL REPORT 2018

The 2018 Police Department Annual Report is available on the City website. Chief Thomas reviewed the Annual Report and addressed Council questions.

B. MUNICIPAL SERVICES – NO REPORT

12. **TREASURER’S REPORT**

A. WARRANT NUMBER 18-19-21

It was moved by Alderman Kenny and seconded by Alderman Belczak to approve payment of Warrant Number 18-19-21 in the amount of \$183,008.13 from the enumerated funds, and \$274,802.46 from payroll funds for the period ending 02/28/19 for a total to be approved of \$457,810.59.

Roll Call: Ayes: Belczak, Chlystek, Kenny, Marchese, McIvor,
Schauer, Vaughan

Nays: None

Absent: None

Results: Ayes 7, Nays 0, Absent 0

MOTION DULY CARRIED

13. **STANDING COMMITTEE REPORTS**

Administrative/Finance Committee – Chairman Schauer announced the next meeting of the Administrative/Finance Committee is scheduled for April 1, 2019 at 6:00 P.M. in the City Hall Conference Room.

Municipal Services Committee – Chairman Marchese stated the minutes of the January 28, 2019 meeting were approved and submitted to the Clerk’s Office. He announced the next meeting of the Municipal Services Committee is scheduled for March 25, 2019 at 6:30 P.M.

Police Committee – Chairman McIvor advised the next meeting of the Police Committee is scheduled for March 18, 2019 at 6:00 P.M. in the Police Department Training Room

14. **QUESTIONS AND COMMENTS – AGENDA RELATED**

There were none.

15. **OLD BUSINESS**

There was no Old Business.

16. **CONSENT AGENDA**

It was moved by Alderman Marchese and seconded by Alderman McIvor to approve by Omnibus Vote the following items on the Consent Agenda:

A. CONSIDERATION OF A MOTION TO APPROVE:

- **THE ANNUAL FOURTH OF JULY PARADE ON THURSDAY, JULY 4, 2019, BEGINNING AT 9:30 A.M., SPONSORED BY THE DARIEN LIONS CLUB AND**
- **AUTHORIZING THE POLICE DEPARTMENT TO ASSIST IN TRAFFIC CONTROL AND AUTHORIZING THE TEMPORARY CLOSURE OF STREETS FOR THE FOURTH OF JULY PARADE: FROM THE JEWEL PARKING LOT, NORTH ON CASS AVENUE TO 71ST STREET; EAST ON 71ST STREET TO CLARENDON HILLS ROAD; SOUTH ON CLARENDON HILLS ROAD TO HINSDALE SOUTH HIGH SCHOOL**

B. RESOLUTION NO. R-39-19

A RESOLUTION APPROVING THE 2019 CITY OF DARIEN ZONING MAP

C. ORDINANCE NO. O-05-19

AN ORDINANCE GRANTING A MINOR AMENDMENT TO AN APPROVED PLAN UNIT DEVELOPMENT (DARIEN TOWNE CENTRE PUD, 2189 75TH STREET, AMVETS COLLECTION CENTER AT WALMART)

D. RESOLUTION NO. R-40-19

A RESOLUTION AUTHORIZING THE CITY ADMINISTRATOR TO EXECUTE THE INTERGOVERNMENTAL ANTENNA AND EQUIPMENT SPACE AGREEMENT WITH THE DUPAGE PUBLIC SAFETY COMMUNICATIONS (DUCOMM) TO LOCATE TELECOMMUNICATIONS EQUIPMENT ON THE DARIEN CELL TOWERS LOCATED AT 1041 S. FRONTAGE ROAD

E. ORDINANCE NO. O-06-19

AN ORDINANCE AUTHORIZING THE SALE OF PERSONAL PROPERTY OWNED BY THE CITY OF DARIEN

F. RESOLUTION NO. R-41-19

A RESOLUTION AUTHORIZING THE MAYOR TO EXECUTE A CONTRACT FOR THE 2019 STREET MAINTENANCE PROJECT BETWEEN THE CITY OF DARIEN AND BROTHERS ASPHALT PAVING, INC. THE FOLLOWING SCHEDULE OF PRICING: BASE BID - \$1,413,669.00; ALTERNATE 1 - SUMMIT ROAD - \$93,892.40; ALTERNATE 2 - PATCHING - \$58,500.00; FOR A TOTAL OF \$1,566,061.40

G. RESOLUTION NO. R-42-19

A RESOLUTION AUTHORIZING THE MAYOR TO EXECUTE A CONTRACT EXTENSION WITH RAG'S ELECTRIC, INC., FOR THE 2019/20 STREET LIGHT MAINTENANCE CONTRACT BEGINNING MAY 1, 2019 THROUGH APRIL 30, 2020

H. RESOLUTION NO. R-43-19

A RESOLUTION ACCEPTING A PROPOSAL FROM NORWALK TANK COMPANY FOR 36-INCH HIGH DENSITY POLYETHYLENE PIPES, AS REQUIRED FOR VARIOUS PUBLIC WORKS PROJECTS

I. ORDINANCE NO. O-07-19

AN ORDINANCE ABATING PROPERTY TAX HERETOFORE LEVIED BY ORDINANCE NO. O-28-12

J. ORDINANCE NO. O-08-19

AN ORDINANCE ABATING PROPERTY TAX HERETOFORE LEVIED BY ORDINANCE NO. O-11-18

K. ORDINANCE NO. O-09-19

AN ORDINANCE AMENDING THE DARIEN CITY CODE FOR PARKING RESTRICTIONS SECTIONS 9-3-1 AND 9-3-3 (TEXT AMENDMENT: VEHICLE IDLING)

L. ORDINANCE NO. O-10-19

AN ORDINANCE AMENDING SECTION 7-1-5(B) OF THE DARIEN CITY CODE TO ALLOW FOR THE PLACEMENT OF CITY-APPROVED STORAGE ENCLOSURES FOR THE REFUSE CONTAINERS WITHIN THE FRONT YARD AND SIDE YARD

Roll Call: Ayes: Belczak, Chlystek, Kenny, Marchese, McIvor, Schauer, Vaughan

Nays: None

Absent: None

Results: Ayes 7, Nays 0, Absent 0

MOTION DULY CARRIED

17. **NEW BUSINESS**

A. CONSIDERATION OF A MOTION TO APPROVE A RESOLUTION AUTHORIZING THE MAYOR TO EXECUTE A COLLECTIVE BARGAINING AGREEMENT BETWEEN THE METROPOLITAN ALLIANCE OF POLICE (MAP) DARIEN CHAPTER #48 UNIT "B" - SWORN EMPLOYEES AND THE CITY OF DARIEN (MAY 1, 2018 THROUGH APRIL 30, 2022)

It was moved by Alderman McIvor and seconded by Alderman Belczak to approve the motion as presented.

Alderman Kenny questioned the error messages appearing in the "Table of Contents"; Chief Thomas stated the final agreement reflects corrections.

RESOLUTION NO. R-44-19 A RESOLUTION AUTHORIZING THE MAYOR TO EXECUTE A COLLECTIVE BARGAINING AGREEMENT BETWEEN THE METROPOLITAN ALLIANCE OF POLICE (MAP) DARIEN CHAPTER #48 UNIT "B" - SWORN EMPLOYEES AND THE CITY OF DARIEN (MAY 1, 2018 THROUGH APRIL 30, 2022)

Roll Call: Ayes: Belczak, Chlystek, Kenny, Marchese, McIvor, Schauer, Vaughan

Nays: None

Absent: None

Results: Ayes 7, Nays 0, Absent 0

MOTION DULY CARRIED

18. **QUESTIONS, COMMENTS AND ANNOUNCEMENTS – GENERAL**

Alderman Marchese announced Pancake Breakfasts will be held at Eisenhower Junior High School: Darien Lions Club on March 10, 2019 and Boy Scout Troop 101 on March 17, 2019.

Alderman Kenny stated he will be shaving his head for the St. Baldrick’s Foundation on March 9, 2019.

Heather Conroy announced Darien Woman’s Club Children’s Clothing Resale will be held on March 9, 2019 at Lace Elementary School from 9:00 – 2:00 P.M.

19. **ADJOURNMENT**

There being no further business to come before the City Council, it was moved by Alderman McIvor and seconded by Alderman Vaughan to adjourn the City Council meeting.

VIA VOICE VOTE – MOTION DULY CARRIED

The City Council meeting adjourned at 8:10 P.M.

Mayor

City Clerk

All supporting documentation and report originals of these minutes are on file in the Office of the City Clerk under File Number 3-04-19. Minutes of 3-04-19 CCM.

Darien Police Department

Monthly Report

February 2019



Calls for Service Summary

February 2019

Citizen Generated Events

	<u>Feb</u> <u>2019</u>	<u>Feb</u> <u>2018</u>	<u>1 Year</u> <u>Change</u>	<u>YTD</u> <u>2019</u>	<u>YTD</u> <u>2018</u>	<u>1 Year</u> <u>Change</u>
Beat 1	158	154	2.6%	308	318	-3.1%
Beat 2	118	141	-16.3%	267	302	-11.6%
Beat 3	203	223	-9.0%	408	462	-11.7%
Out of Town	10	10	0.0%	20	23	-13.0%
Total	489	528	-7.4%	1003	1105	-9.2%
Shift 1	207	215	-3.7%	449	444	1.1%
Shift 2	215	236	-8.9%	419	481	-12.9%
Shift 3	67	77	-13.0%	135	180	-25.0%
Total	489	528	-7.4%	1003	1105	-9.2%

Top Ten Incidents Categories

Citizen Assist	79	71	11.3%	148	175	-15.4%
Investigative	63	70	-10.0%	127	126	0.8%
Accident	46	42	9.5%	92	94	-2.1%
Alarm	41	52	-21.2%	87	122	-28.7%
Administrative	41	40	2.5%	71	72	-1.4%
Suspicion	34	38	-10.5%	68	81	-16.0%
Traffic	16	24	-33.3%	51	39	30.8%
Agency Assist	20	26	-23.1%	46	47	-2.1%
Public Order	20	33	-39.4%	43	69	-37.7%
Disorder	24	24	0.0%	40	55	-27.3%
Theft	19	13	46.2%	39	23	69.6%
Domestic	19	37	-48.6%	39	63	-38.1%
Animal	12	11	9.1%	28	18	55.6%
Medical/Ambulance	12	15	-20.0%	28	39	-28.2%
Parking	11	11	0.0%	26	25	4.0%
Fire	4	2	100.0%	14	6	133.3%
Hazard	5	3	66.7%	13	12	8.3%
Forgery	3	2	50.0%	11	8	37.5%
Burglary	4	5	-20.0%	7	10	-30.0%
Missing Person	4	1	300.0%	7	4	75.0%
Warrant	5	1	400.0%	6	6	0.0%
Drug	3	2	50.0%	4	2	100.0%
Assault	3	4	-25.0%	3	6	-50.0%
Weapon Related	1	1	0.0%	3	2	50.0%
Rape	0	0	0.0%	2	1	100.0%
Robbery	0	0	0.0%	0	0	0.0%
Total	489	528	-7.4%	1003	1105	-9.2%

Calls for Service Summary (continued)

February 2019

Officer Initiated Event Category						
	<u>Feb</u> <u>2019</u>	<u>Feb</u> <u>2018</u>	<u>1 Year</u> <u>Change</u>	<u>YTD</u> <u>2019</u>	<u>YTD</u> <u>2018</u>	<u>1 Year</u> <u>Change</u>
Crime Prevention	547	436	25.5%	1208	1158	4.3%
Traffic	444	249	78.3%	899	635	41.6%
Administrative	92	106	-13.2%	198	236	-16.1%
Citizen Assist	92	111	-17.1%	155	151	2.6%
Focused Patrol	33	36	-8.3%	79	126	-37.3%
Suspicion	38	12	216.7%	67	40	67.5%
Community Engagement	33	35	-5.7%	45	62	-27.4%
Agency Assist	24	9	166.7%	42	21	100.0%
Parking	21	0	0.0%	23	10	130.0%
Public Order	9	11	-18.2%	17	20	-15.0%
Investigative	4	5	-20.0%	9	15	-40.0%
Theft	2	1	100.0%	7	1	600.0%
Accident	5	2	150.0%	6	18	-66.7%
Forgery	2	1	100.0%	3	2	50.0%
Animal	3	0	0.0%	3	1	200.0%
Hazard	2	0	0.0%	3	1	200.0%
Disorder	1	3	-66.7%	1	4	-75.0%
Sex Offenses	0	0	0.0%	1	1	0.0%
Burglary	1	0	0.0%	1	5	-80.0%
Missing Person	1	0	0.0%	1	0	0.0%
Domestic	0	2	-100.0%	0	3	-100.0%
Warrant	0	0	0.0%	0	1	-100.0%
Alarm	0	0	0.0%	0	0	0.0%
Assault	0	0	0.0%	0	1	-100.0%
Drug	0	0	0.0%	0	1	-100.0%
Fire	0	0	0.0%	0	0	0.0%
Medical	0	0	0.0%	0	1	-100.0%
Robbery	0	0	0.0%	0	0	0.0%
Alcohol	0	0	0.0%	0	0	0.0%
Weapon Related	0	0	0.0%	0	0	0.0%
Total	1354	1019	32.9%	2768	2514	10.1%

Crime Report

February 2019

Part 1 Offenses

	<u>Feb</u> <u>2019</u>	<u>Feb</u> <u>2018</u>	<u>Feb</u> <u>2014</u>	<u>1 Year</u> <u>Change</u>	<u>5 Year</u> <u>Change</u>	<u>YTD</u> <u>2019</u>	<u>YTD</u> <u>2018</u>	<u>YTD</u> <u>2014</u>	<u>1 Year</u> <u>Change</u>	<u>5 Year</u> <u>Change</u>
Murder	0	0	1	0.0%	-100.0%	0	0	0	0.0%	0.0%
Sexual Assault	0	0	0	0.0%	0.0%	0	3	0	-100.0%	0.0%
Robbery	0	0	3	0.0%	-100.0%	0	0	3	0.0%	-100.0%
Assault & Battery	0	1	3	-100.0%	-100.0%	0	1	4	-100.0%	-100.0%
Violent Crime	0	1	7	-100.0%	-100.0%	0	4	7	-100.0%	-100.0%
Burglary	1	3	3	-66.7%	-66.7%	3	5	4	-40.0%	-25.0%
Theft	16	4	20	300.0%	-20.0%	26	20	52	30.0%	-50.0%
Motor Vehicle Theft	2	1	0	100.0%	0.0%	3	1	1	200.0%	200.0%
Arson	0	0	1	0.0%	-100.0%	0	0	3	0.0%	-100.0%
Property Crime	19	8	24	137.5%	-20.8%	32	26	60	23.1%	-46.7%
Part One Crime	19	9	31	111.1%	-38.7%	32	30	67	6.7%	-52.2%

Part 2 Offenses

	<u>Feb</u> <u>2019</u>	<u>Feb</u> <u>2018</u>	<u>Feb</u> <u>2014</u>	<u>1 Year</u> <u>Change</u>	<u>5 Year</u> <u>Change</u>	<u>YTD</u> <u>2019</u>	<u>YTD</u> <u>2018</u>	<u>YTD</u> <u>2014</u>	<u>1 Year</u> <u>Change</u>	<u>5 Year</u> <u>Change</u>
Assault	1	0	0	0.0%	0.0%	1	1	0	0.0%	0.0%
Battery	5	2	0	150.0%	0.0%	8	8	0	0.0%	0.0%
Domestic Battery	1	5	0	-80.0%	0.0%	4	12	0	-66.7%	0.0%
Criminal Damage	0	2	0	-100.0%	0.0%	3	10	0	-70.0%	0.0%
Criminal Trespass	1	0	0	0.0%	0.0%	1	1	0	0.0%	0.0%
Disorderly Conduct	6	5	0	20.0%	0.0%	7	11	0	-36.4%	0.0%

Arrest Summary

February 2019

Part One Offenses

	<u>Feb</u> <u>2019</u>	<u>Feb</u> <u>2018</u>	<u>Feb</u> <u>2014</u>	<u>1 Year</u> <u>Change</u>	<u>5 Year</u> <u>Change</u>	<u>YTD</u> <u>2019</u>	<u>YTD</u> <u>2018</u>	<u>YTD</u> <u>2014</u>	<u>1 Year</u> <u>Change</u>	<u>5 Year</u> <u>Change</u>
Murder	0	0	0	0.0%	0.0%	0	0	0	0.0%	0.0%
Sexual Assault	0	0	0	0.0%	0.0%	0	0	0	0.0%	0.0%
Robbery	0	0	0	0.0%	0.0%	0	0	0	0.0%	0.0%
Assault & Battery	0	0	0	0.0%	0.0%	0	1	0	-100.0%	0.0%
Violent Crime	0	0	0	0.0%	0.0%	0	1	0	-100.0%	0.0%
Burglary	0	0	0	0.0%	0.0%	0	0	0	0.0%	0.0%
Theft	9	3	0	200.0%	0.0%	9	6	0	50.0%	0.0%
Motor Vehicle Theft	0	0	0	0.0%	0.0%	0	0	0	0.0%	0.0%
Arson	0	0	0	0.0%	0.0%	0	0	0	0.0%	0.0%
Property Crime	9	3	0	200.0%	0.0%	9	6	0	50.0%	0.0%
Part One Crime	9	3	0	200.0%	0.0%	9	7	0	28.6%	0.0%

Part Two Offenses

	<u>Feb</u> <u>2019</u>	<u>Feb</u> <u>2018</u>	<u>Feb</u> <u>2014</u>	<u>1 Year</u> <u>Change</u>	<u>5 Year</u> <u>Change</u>	<u>YTD</u> <u>2019</u>	<u>YTD</u> <u>2018</u>	<u>YTD</u> <u>2014</u>	<u>1 Year</u> <u>Change</u>	<u>5 Year</u> <u>Change</u>
Assault	0	0	0	0.0%	0.0%	0	0	0	0.0%	0.0%
Battery	0	1	0	-100.0%	0.0%	2	2	0	0.0%	0.0%
Domestic Battery	0	4	0	-100.0%	0.0%	0	8	0	-100.0%	0.0%
Criminal Damage	0	1	0	-100.0%	0.0%	0	1	0	-100.0%	0.0%
Criminal Trespass	0	0	0	0.0%	0.0%	0	0	0	0.0%	0.0%
Disorderly Conduct	2	7	0	-71.4%	0.0%	3	10	0	-70.0%	0.0%
Alcohol Possession	1	1	0	0.0%	0.0%	1	1	0	0.0%	0.0%
Alcohol Consumption	0	0	0	0.0%	0.0%	1	0	0	0.0%	0.0%

Arrest Summary (continued)

February 2019

Drug Related Offenses

	<u>Feb</u> <u>2019</u>	<u>Feb</u> <u>2018</u>	<u>Feb</u> <u>2014</u>	<u>1 Year</u> <u>Change</u>	<u>5 Year</u> <u>Change</u>	<u>YTD</u> <u>2019</u>	<u>YTD</u> <u>2018</u>	<u>YTD</u> <u>2014</u>	<u>1 Year</u> <u>Change</u>	<u>5 Year</u> <u>Change</u>
Cannabis	0	0	0	0.0%	0.0%	0	0	0	0.0%	0.0%
Controlled Substance	2	0	0	0.0%	0.0%	3	1	0	200.0%	0.0%
Hypodermic Syringes	0	0	0	0.0%	0.0%	0	0	0	0.0%	0.0%
Drug Paraphernalia	0	0	0	0.0%	0.0%	0	1	0	-100.0%	0.0%
Methamphetamine	0	0	0	0.0%	0.0%	0	0	0	0.0%	0.0%

Adult / Juvenile

	<u>Feb</u> <u>2019</u>	<u>Feb</u> <u>2018</u>	<u>Feb</u> <u>2014</u>	<u>1 Year</u> <u>Change</u>	<u>5 Year</u> <u>Change</u>	<u>YTD</u> <u>2019</u>	<u>YTD</u> <u>2018</u>	<u>YTD</u> <u>2014</u>	<u>1 Year</u> <u>Change</u>	<u>5 Year</u> <u>Change</u>
Adult	23	25	0	-8.0%	0.0%	38	56	0	-32.1%	0.0%
Juvenile	4	7	0	-42.9%	0.0%	6	11	0	-45.5%	0.0%

Warrants

	<u>Feb</u> <u>2019</u>	<u>Feb</u> <u>2018</u>	<u>Feb</u> <u>2014</u>	<u>1 Year</u> <u>Change</u>	<u>5 Year</u> <u>Change</u>	<u>YTD</u> <u>2019</u>	<u>YTD</u> <u>2018</u>	<u>YTD</u> <u>2014</u>	<u>1 Year</u> <u>Change</u>	<u>5 Year</u> <u>Change</u>
Served	6	2	0	200.0%	0.0%	8	8	0	0.0%	0.0%

Traffic Summary

February 2019

Accidents

Type of Accident	<u>Feb</u> <u>2019</u>	<u>Feb</u> <u>2018</u>	<u>Percent</u> <u>Change</u>	<u>YTD</u> <u>2019</u>	<u>YTD</u> <u>2018</u>	<u>Percent</u> <u>Change</u>
Property Damage	43	41	4.9%	89	99	-10.1%
Personal Injury	6	2	200.0%	11	5	120.0%
Fatal	0	0	0.0%	0	0	0.0%
Total	49	43	14.0%	100	104	-3.8%
Fatalities	0	0	0.0%	0	0	0.0%
Hit & Run	8	10	-20.0%	14	16	-12.5%
Private Property	18	12	50.0%	34	31	9.7%
DUI	1	0	0.0%	1	1	0.0%

Traffic Summary (continued)

February 2019

Enforcement

	<u>Feb</u> <u>2019</u>	<u>Feb</u> <u>2018</u>	<u>Percent</u> <u>Change</u>	<u>YTD</u> <u>2019</u>	<u>YTD</u> <u>2018</u>	<u>Percent</u> <u>Change</u>
Traffic Stops	391	198	97.5%	781	491	59.1%
Moving Citation	79	71	11.3%	154	161	-4.3%
Moving Warning	150	75	100.0%	273	205	33.2%
Total Moving	229	146	56.8%	427	366	16.7%
Non-Moving Citation	66	51	29.4%	141	94	50.0%
Non-Moving Warning	130	60	116.7%	263	144	82.6%
Total Non-Moving	196	111	76.6%	404	238	69.7%
Total Warning	280	135	107.4%	536	349	53.6%
Total Citations	145	122	18.9%	295	255	15.7%
Total Enforcement Actions	425	257	65.4%	831	604	37.6%
DUI Arrests	9	0	0.0%	12	4	200.0%
Category						
Speed	159	92	72.8%	275	225	22.2%
Registration	59	32	84.4%	132	97	36.1%
Equipment	58	35	65.7%	121	54	124.1%
Traffic Sign or Signal	36	28	28.6%	71	70	1.4%
Distracted Driving	34	9	277.8%	61	20	205.0%
Insurance	18	13	38.5%	40	33	21.2%
Lane Violation	16	15	6.7%	40	36	11.1%
License	17	22	-22.7%	32	32	0.0%
Other	11	1	1000.0%	17	5	240.0%
Accident	7	2	250.0%	16	5	220.0%
Signal	6	3	100.0%	12	14	-14.3%
Yield	2	2	0.0%	8	7	14.3%
Seat Belt	0	0	0.0%	4	2	100.0%
Parking	2	2	0.0%	2	2	0.0%
Alcohol	0	1	-100.0%	0	2	-100.0%
Reckless	0	0	0.0%	0	0	0.0%

CITY OF DARIEN

**EXPENDITURE APPROVAL LIST
FOR CITY COUNCIL MEETING ON
March 18, 2019**

Approval is hereby given to have the City Treasurer of Darien, Illinois pay to the officers, employees, independent contractors, vendors, and other providers of goods and services in the indicated amounts as set forth.

A summary indicating the source of funds used to pay the above is as follows:

General Fund				\$84,420.51
Water Fund				\$360,303.54
Motor Fuel Tax Fund				\$16,468.54
Water Depreciation Fund				-\$35.00
Special Service Area Tax Fund				
E-Citation Fund				
Capital Improvement Fund				
State Drug Forfeiture Fund				\$62.91
Federal Equitable Sharing Fund				
DUI Technology Fund				
			Subtotal:	<u>\$461,220.50</u>
General Fund Payroll	03/14/19	\$	228,015.53	
Water Fund Payroll	03/14/19	\$	23,115.20	
		Subtotal:	\$	<u>251,130.73</u>
Total to be Approved by City Council:				<u>\$ 712,351.23</u>

Approvals:

Kathleen Moesle Weaver, Mayor

JoAnne E. Ragona, City Clerk

Michael J. Coren, Treasurer

Bryon D. Vana, City Administrator

CITY OF DARIEN
Expenditure Journal
General Fund
Administration
From 3/5/2019 Through 3/18/2019

Vendor Name	Invoice Description	Session ID	Acct Code	Acct Title	Dept Amount
AIS	MONTHLY DATA CONTINUITY/DISASTER RECOVERY - APRIL 2019	AP031819	4325	Consulting/Professional	950.00
AIS	CLOUD CONTROLLER - APRIL 2019	AP031819	4325	Consulting/Professional	20.00
AIS	MONTHLY MANAGED SERVICES - APRIL 2019	AP031819	4325	Consulting/Professional	4,900.03
AIS	ACROBAT PRO - MARY B	AP031819	4325	Consulting/Professional	396.00
CAREER BUILDER	SOLICITOR	AP031819	4219	Liability Insurance	340.25
	BACKGROUND CHECKS - 2-21-19				
CHASE CARD SERVICES	TRIBUNE SUBSCRIPTION- CITY HALL	AP031819	4213	Dues and Subscriptions	7.96
CHASE CARD SERVICES	INTERENT- PUBLIC WORKS	AP031819	4267	Telephone	91.85
GOVTEMPSUSA LLC	VANA - 2-17-19	AP031819	4325	Consulting/Professional	3,415.38
GOVTEMPSUSA LLC	VANA - 2-24-19	AP031819	4325	Consulting/Professional	3,415.38
MUNICIPAL WEB SERVICES	WEBSITE HOSTING AND MAINTENANCE- FEB 2019	AP031819	4325	Consulting/Professional	453.50
NICOR GAS	82541110001 1702 PLAINFIELD RD	AP031819	4271	Utilities (Elec,Gas,Wtr,Sewer)	228.88
OFFICE DEPOT	TONER, OFFICE SUPPLIES	AP031819	4253	Supplies - Office	468.73
PITNEY BOWES GLOBAL FINANCIAL	POSTAGE MACHINE LEASE (12-30-19 thru 3-29-19)	AP031819	4243	Rent - Equipment	254.82
ROSENTHAL, MURPHEY, COBLENTZ	STERIGENICS	AP031819	4219	Liability Insurance	4,400.00
ROSENTHAL, MURPHEY, COBLENTZ	RESEARCH, POSTAGE, COPIES	AP031819	4219	Liability Insurance	431.27
VERIZON WIRELESS	VERIZON WIRELESS BILL	AP031819	4267	Telephone	1,527.57
				Total Administration	21,301.62

CITY OF DARIEN
Expenditure Journal
General Fund
City Council
From 3/5/2019 Through 3/18/2019

<u>Vendor Name</u>	<u>Invoice Description</u>	<u>Session ID</u>	<u>Acct Code</u>	<u>Acct Title</u>	<u>Dept Amount</u>
ALKAYE MEDIA GROUP	2018 HOLIDAY GREETING VIDEO	AP031819	4206	Cable Operations	150.00
				Total City Council	150.00

CITY OF DARIEN
Expenditure Journal
General Fund
Community Development
From 3/5/2019 Through 3/18/2019

<u>Vendor Name</u>	<u>Invoice Description</u>	<u>Session ID</u>	<u>Acct Code</u>	<u>Acct Title</u>	<u>Dept Amount</u>
DON MORRIS ARCHITECTS P.C.	INSPECTIONS - FEB 2019	AP031819	4325	Consulting/Professional	5,730.00
DON MORRIS ARCHITECTS P.C.	PLAN REVIEWS -FEB 2019	AP031819	4328	Const/Prof Reimbursable	1,742.00
FLEETPRIDE	AIR DRYER FOR 101	AP031819	4229	Maintenance - Vehicles	315.96
ROSENTHAL, MURPHEY, COBLENTZ	SERVICES RELATED TO 7737 LINDEN-LONGFIELD	AP031819	4219	Liability Insurance	451.00
ROSENTHAL, MURPHEY, COBLENTZ	ORDINANCE AMENDMENTS, PUBLIC HEARING PROCEDURES	AP031819	4219	Liability Insurance	605.00
ROSENTHAL, MURPHEY, COBLENTZ	EMAILS, TRAVEL, CORRESPONDENCE- 337 ROGER RD	AP031819	4219	Liability Insurance	880.00
ROSENTHAL, MURPHEY, COBLENTZ	FILING, TRAVEL, CORRESPONDENCE - BRICHTA	AP031819	4219	Liability Insurance	772.50
				Total Community Development	10,496.46

CITY OF DARIEN
Expenditure Journal
General Fund
Public Works, Streets
From 3/5/2019 Through 3/18/2019

Vendor Name	Invoice Description	Session ID	Acct Code	Acct Title	Dept Amount
ADVANCED DISPOSAL	2018 ROLL OFF -MAINTENANCE	AP031819	4223	Maintenance - Building	870.36
ADVANCED DISPOSAL	2018 ROLL OFF -CEILING TILES	AP031819	4223	Maintenance - Building	873.36
ADVANCED DISPOSAL	2018 ROLL OFF -CHAMBER WALL REPAIR	AP031819	4223	Maintenance - Building	873.36
ADVANCED DISPOSAL	2018 ROLL OFF -FLOORING	AP031819	4223	Maintenance - Building	873.36
ADVANCED DISPOSAL	2018 ROLL OFF	AP031819	4223	Maintenance - Building	873.36
ADVANCED DISPOSAL	2018 ROLL OFF -SWEEPER	AP031819	4373	Street Sweeping	6,500.00
ALARM DETECTION SYSTEMS INC	ALARM TROUBLE TICKET - REPLACED AV	AP031819	4223	Maintenance - Building	66.99
ALLIED GARAGE DOOR INC.	PUBLIC WORKS GARAGE DOORS	AP031819	4223	Maintenance - Building	13,174.91
ALTORFER INDUSTRIES INC	EDGE CUTTING, NUTS, BOLTS	AP031819	4229	Maintenance - Vehicles	370.56
AMBER MECHANICAL CONTRACTORS	SERVICE CALL AND REPAIRS TO PD HEAT	AP031819	4223	Maintenance - Building	445.00
AMBER MECHANICAL CONTRACTORS	INSTALL CONTROL VALVE /DETECTIVES OFFICE	AP031819	4223	Maintenance - Building	1,995.00
CASE LOTS, INC.	ICE MELT AND SUPPLIES	AP031819	4223	Maintenance - Building	260.05
CHASE CARD SERVICES	CLEANING SUPPLIES	AP031819	4223	Maintenance - Building	19.12
CHASE CARD SERVICES	REPLENISH IPASS	AP031819	4229	Maintenance - Vehicles	40.00
CHASE CARD SERVICES	REPLACE DAMAGED MAILBOX	AP031819	4257	Supplies - Other	369.00
CHASE CARD SERVICES	ROAD SIGNS- PUBLIC WORKS	AP031819	4257	Supplies - Other	218.42
CHASE CARD SERVICES	FUEL SYSTEM CERTIFICATION- CARR	AP031819	4263	Training and Education	150.00
CINTAS FIRST AID AND SAFETY	REPLENISH FIRST AID CABINET-PW	AP031819	4219	Liability Insurance	96.02

CITY OF DARIEN
Expenditure Journal
General Fund
Public Works, Streets
From 3/5/2019 Through 3/18/2019

Vendor Name	Invoice Description	Session ID	Acct Code	Acct Title	Dept Amount
COM ED	0269155053 - 2101 W 75th ST	AP031819	4359	Street Light Oper & Maint.	61.89
CONSTELLATION NEW ENERGY, INC.	SW CORNER 75th ST /PLAINFIELD RD	AP031819	4359	Street Light Oper & Maint.	414.44
CONSTELLATION NEW ENERGY, INC.	LITE RT/25 CONTROLLER S FRONTAGE E CASS	AP031819	4359	Street Light Oper & Maint.	53.81
CONSTELLATION NEW ENERGY, INC.	0 CASS AVE LITE RT/25 -N OF JAMES PETER CT	AP031819	4359	Street Light Oper & Maint.	25.69
CONSTELLATION NEW ENERGY, INC. DAVID J. FELL	2510 ABBEY DR LOT 278 FELL- UNIFORM (EDDIE BAUER)	AP031819 AP031819	4359 4269	Street Light Oper & Maint. Uniforms	1,066.44 200.50
EJ EQUIPMENT, INC.	REPAIR PARTS	AP031819	4229	Maintenance - Vehicles	714.79
FLEETPRIDE	VEHICLE REPAIR PARTS	AP031819	4229	Maintenance - Vehicles	175.74
FORESTRY SUPPLIERS, INC.	FORESTRY SUPPLIES	AP031819	4350	Forestry	222.15
FOX VALLEY FIRE & SAFETY	ANNUAL INSPECTION OF CITY HALL	AP031819	4223	Maintenance - Building	289.00
FOX VALLEY FIRE & SAFETY	ANNUAL INSPECTION OF POLICE DEPT	AP031819	4223	Maintenance - Building	414.00
FREEWAY FORD-STERLING TRUCK	JUNCTION FOR 101	AP031819	4229	Maintenance - Vehicles	67.40
FREEWAY FORD-STERLING TRUCK	FREIGHT CHARGE ON REGULATOR	AP031819	4229	Maintenance - Vehicles	19.00
FREEWAY FORD-STERLING TRUCK	CORE RETURN	AP031819	4229	Maintenance - Vehicles	(46.00)
GENE'S TIRE & AUTO REPAIR	TIRE REPAIR- 503	AP031819	4229	Maintenance - Vehicles	35.70
GENE'S TIRE & AUTO REPAIR	TIRE REPAIR -DAN G	AP031819	4229	Maintenance - Vehicles	30.60
HOME DEPOT	OPERATION AND BUILDING SUPPLIES	AP031819	4223	Maintenance - Building	2,012.26
HOME DEPOT	OPERATION AND BUILDING SUPPLIES	AP031819	4257	Supplies - Other	426.86
KAMAN FLUID POWER LLC	HOSE REPAIRS	AP031819	4225	Maintenance - Equipment	19.82
LOCAL 150 APPRENTICESHIP FUND	MACHINE OPERATOR TRAINING (DEVINE)	AP031819	4263	Training and Education	480.00
McMASTER-CARR	STEEL SAFETY CANS	AP031819	4223	Maintenance - Building	196.52
McMASTER-CARR	TOWEL DISPENSER- POLICE DEPT	AP031819	4223	Maintenance - Building	377.81

CITY OF DARIEN
Expenditure Journal
General Fund
Public Works, Streets
From 3/5/2019 Through 3/18/2019

Vendor Name	Invoice Description	Session ID	Acct Code	Acct Title	Dept Amount
MID-TOWN PETROLEUM ACQUISITION	MAINTENANCE EQUIPMENT-PW	AP031819	4225	Maintenance - Equipment	530.18
NORWALK TANK	BARREL-7349 ADAMS REAR YARD COLLAPSE	AP031819	4374	Drainage Projects	54.50
OCCUPATIONAL HEALTH CENTERS	RANDOM DRUG/ALCOHOL SCREENING	AP031819	4219	Liability Insurance	135.50
OREILLY AUTOMOTIVE, INC.	FUNNEL, REC TUBE	AP031819	4225	Maintenance - Equipment	39.48
OREILLY AUTOMOTIVE, INC.	SNOWBRUSHES	AP031819	4225	Maintenance - Equipment	23.98
OREILLY AUTOMOTIVE, INC.	FUNNELS, PRY BAR	AP031819	4225	Maintenance - Equipment	24.24
OREILLY AUTOMOTIVE, INC.	WIPER BLADES	AP031819	4229	Maintenance - Vehicles	36.04
RAGS ELECTRIC	SNOW SENSOR - POLICE DEPT	AP031819	4223	Maintenance - Building	1,274.09
RAGS ELECTRIC	7921 & 7923 REDONDO CT	AP031819	4359	Street Light Oper & Maint.	267.72
RAGS ELECTRIC	STREET LIGHT HEAD FELL	AP031819	4359	Street Light Oper & Maint.	375.00
RAGS ELECTRIC	STREET LIGHT OUTAGE- PLAINFIELD (between Cass & 75th)	AP031819	4359	Street Light Oper & Maint.	250.00
RUSSO'S POWER EQUIPMENT	NEW TRAILER SET UP	AP031819	4225	Maintenance - Equipment	661.96
SEASON COMFORT, CORP.	SERVICE CALL / CITY HALL - NO HEAT	AP031819	4223	Maintenance - Building	172.50
TOM & JERRY TIRE AND SERVICE	TOWING SERVICE- SNOW BLOWER	AP031819	4229	Maintenance - Vehicles	150.00
TRAFFIC CONTROL AND PROTECTION	SALT SHED SIGNS	AP031819	4257	Supplies - Other	347.00
TRI-K INC	JANITORIAL SUPPLIES- PUBLIC WORKS	AP031819	4223	Maintenance - Building	99.80
TRI-K INC	JANITORIAL SUPPLIES	AP031819	4225	Maintenance - Equipment	445.90
UNIQUE PRODUCTS & SERVICE CORP	JANITORIAL SUPPLIES FOR POLICE DEPT	AP031819	4223	Maintenance - Building	179.79
US GAS	GASES	AP031819	4257	Supplies - Other	45.60
WHOLESALE DIRECT, INC.	PLOW BLADES	AP031819	4225	Maintenance - Equipment	1,787.38
WL CONSTRUCTION SUPPLY INC	SAW BLADE	AP031819	4257	Supplies - Other	419.99

CITY OF DARIEN
Expenditure Journal
General Fund
Public Works, Streets
From 3/5/2019 Through 3/18/2019

<u>Vendor Name</u>	<u>Invoice Description</u>	<u>Session ID</u>	<u>Acct Code</u>	<u>Acct Title</u>	<u>Dept Amount</u>
				Total Public Works, Streets	42,647.94

CITY OF DARIEN
Expenditure Journal
General Fund
Police Department
From 3/5/2019 Through 3/18/2019

Vendor Name	Invoice Description	Session ID	Acct Code	Acct Title	Dept Amount
AIS	SOFTWARE-NEW SQUADS	AP031819	4815	Equipment	110.00
ALTERNATIVE BUSINESS SUPPLIERS	TONER FOR COMMANDERS PRINTER	AP031819	4253	Supplies - Office	189.56
ALTERNATIVE BUSINESS SUPPLIERS	TONER FOR COMMANDERS PRINTER	AP031819-3	4253	Supplies - Office	177.16
ALTERNATIVE BUSINESS SUPPLIERS	TONER FOR COMMANDERS PRINTER	APVOID031819	4253	Supplies - Office	(189.56)
ANTON HRUBY	K9 TRAINING AIDS	AP031819	4217	Investigation and Equipment	149.54
AUSTIN JUMP	JUMP- PARKING REIMBURSEMENT (3-11-19) CASE #16-20195	AP031819	4265	Travel/Meetings	32.00
AUSTIN JUMP	JUMP- SWAT UNIFORM	AP031819	4269	Uniforms	211.60
CHASE CARD SERVICES	BATTERIES FOR ARMORY	AP031819	4217	Investigation and Equipment	182.40
CHASE CARD SERVICES	MANDARIN INTERPRETER	AP031819	4217	Investigation and Equipment	59.25
CHASE CARD SERVICES	ARMORY SUPPLIES	AP031819	4217	Investigation and Equipment	74.96
CHASE CARD SERVICES	ADAPTER FOR PROJECTOR	AP031819	4253	Supplies - Office	29.99
CHASE CARD SERVICES	KEYS FOR SQUAD CARS	AP031819	4253	Supplies - Office	64.00
CHASE CARD SERVICES	FIRESHOT SOFTWARE LICENSE	AP031819	4253	Supplies - Office	39.95
CHASE CARD SERVICES	EXTERNAL HARD DRIVE ADAPTER KIT	AP031819	4253	Supplies - Office	27.99
CHASE CARD SERVICES	CORRECTION TAPE	AP031819	4253	Supplies - Office	41.92
CHASE CARD SERVICES	HDMI CABLE	AP031819	4253	Supplies - Office	10.99
CHASE CARD SERVICES	INTEGRATED RESPONSE TO ACTIVE THREATS- OFFICER JUMP	AP031819	4263	Training and Education	75.00
CHASE CARD SERVICES	COLT ARMORERS COURSE - SGT TOPEL	AP031819	4263	Training and Education	550.00

CITY OF DARIEN
Expenditure Journal
General Fund
Police Department
From 3/5/2019 Through 3/18/2019

Vendor Name	Invoice Description	Session ID	Acct Code	Acct Title	Dept Amount
CHASE CARD SERVICES	COLT ARMORERS COURSE - SGT LISS	AP031819	4263	Training and Education	550.00
CHASE CARD SERVICES	COLT ARMORERS COURSE - SGT LOREK	AP031819	4263	Training and Education	550.00
CHASE CARD SERVICES	COLT ARMORERS COURSE - OFFICER JUMP	AP031819	4263	Training and Education	550.00
CHASE CARD SERVICES	SEVERE WEATHER SEMINAR- PICCOLI, NORTON, LOREK	AP031819	4263	Training and Education	120.00
CHASE CARD SERVICES	NEMRT MEETING SUPPLIES	AP031819	4265	Travel/Meetings	24.47
CHASE CARD SERVICES	NEMRT MEETING SUPPLIES	AP031819	4265	Travel/Meetings	44.96
CHASE CARD SERVICES	NEMRT MEETING SUPPLIES	AP031819	4265	Travel/Meetings	7.36
CHASE CARD SERVICES	INTERNET FOR POLICE DEPT	AP031819	4267	Telephone	201.85
CHRISTINE CHARKEWYCZ	PROSECUTION FEES- FEB 2019	AP031819	4219	Liability Insurance	960.00
INDUSTRIAL ORG SOLUTIONS	ENTRY LEVEL SOI- 2019 ORAL INTERVIEW DEV	AP031819	4205	Boards and Commissions	930.00
JP MORGAN CHASE BANK	DOCUMENT CHARGES FOR 28865,18 MR1	AP031819	4217	Investigation and Equipment	23.99
JP MORGAN CHASE BANK	SUBPOENA PROCESSING - 28716 - DA18-10350	AP031819	4217	Investigation and Equipment	87.04
KING CAR WASH	SQUAD WASHES- FEBRUARY 2019	AP031819	4229	Maintenance - Vehicles	375.50
NICOR GAS	82800010009 1710 PLAINFIELD RD DARIEN	AP031819	4271	Utilities (Elec,Gas,Wtr,Sewer)	1,248.29
RAY O'HERRON CO. INC.	STUTTE- GLOCK 48	AP031819	4269	Uniforms	358.00
RAY O'HERRON CO. INC.	STUTTE- SWEATER, AUDIO TUBE, EARPIECE	AP031819	4269	Uniforms	138.47

**CITY OF DARIEN
Expenditure Journal
General Fund
Police Department
From 3/5/2019 Through 3/18/2019**

<u>Vendor Name</u>	<u>Invoice Description</u>	<u>Session ID</u>	<u>Acct Code</u>	<u>Acct Title</u>	<u>Dept Amount</u>
RAY O'HERRON CO. INC.	KLEIN- RETURN SHIRT AND HOLSTER	AP031819	4269	Uniforms	(214.99)
ROSENTHAL, MURPHEY, COBLENTZ	MAP NEGOTIATIONS	AP031819	4219	Liability Insurance	440.00
STAPLES BUSINESS ADVANTAGE	TONER FOR SERGEANTS PRINTER	AP031819	4253	Supplies - Office	101.06
THOMSON REUTERS -	CLEAR LAW ENFORCEMENT PLUS INFO	AP031819	4217	Investigation and Equipment	295.50
UNIV OF ILLINOIS at CHICAGO	BLOOD SCREEN DA18-15430	AP031819	4217	Investigation and Equipment	175.00
VERIZON WIRELESS	VERIZON WIRELESS BILL	AP031819	4267	Telephone	796.21
WILLIAM W. GREENABERG	GUN LIGHT, GUN SIGHT AND MAGWELL (OPTICS PLANET)	AP031819	4269	Uniforms	225.03
				Total Police Department	9,824.49
				Total General Fund	84,420.51

CITY OF DARIEN
Expenditure Journal
Water Fund
Public Works, Water
From 3/5/2019 Through 3/18/2019

Vendor Name	Invoice Description	Session ID	Acct Code	Acct Title	Dept Amount
ALLIED GARAGE DOOR INC.	PUBLIC WORKS GARAGE DOORS	AP031819	4223	Maintenance - Building	13,174.91
ASSOCIATED TECHNICAL SERVICES	LEAK DETECTION - CASS /PLAINFIELD	AP031819	4326	Leak Detection	742.00
CASE LOTS, INC.	ICE MELT AND SUPPLIES	AP031819	4223	Maintenance - Building	260.05
CHASE CARD SERVICES	AWWA CLASS REGISTRATION- BRUZAN, KOUDELIK, CARLSON	AP031819	4263	Training and Education	180.00
CINTAS FIRST AID AND SAFETY	REPLENISH FIRST AID CABINET-PW	AP031819	4219	Liability Insurance	96.02
CORE & MAIN	BELL CLEAN-UP	AP031819	4231	Maintenance - Water System	975.00
CORE & MAIN	WATER METERS	AP031819	4880	Water Meter Purchases	4,690.00
DUPAGE COUNTY PUBLIC WORKS	FIRE HYDRANT REPAIR- 8120 CASS	AP031819	4231	Maintenance - Water System	440.00
DUPAGE WATER COMMISSION	WATER PURCHASE (1-31-19 thru 2-28-19)	AP031819	4340	DuPage Water Commission	330,545.28
DYNEGY ENERGY SERVICES	18W736 MANNING	AP031819	4271	Utilities (Elec,Gas,Wtr,Sewer)	101.22
DYNEGY ENERGY SERVICES	1220 PLAINFIELD RD	AP031819	4271	Utilities (Elec,Gas,Wtr,Sewer)	2,969.69
DYNEGY ENERGY SERVICES	LAKEVIEW &OAKLEY	AP031819	4271	Utilities (Elec,Gas,Wtr,Sewer)	28.25
DYNEGY ENERGY SERVICES	9S720 LEMONT RD	AP031819	4271	Utilities (Elec,Gas,Wtr,Sewer)	116.61
DYNEGY ENERGY SERVICES	87TH & RIDGE RD	AP031819	4271	Utilities (Elec,Gas,Wtr,Sewer)	134.60
HOME DEPOT	OPERATION AND BUILDING SUPPLIES	AP031819	4255	Supplies - Operation	201.62
IL SECTION AMERICAN WATER WORK	TRAINING- CARLSON	AP031819	4263	Training and Education	60.00
IL SECTION AMERICAN WATER WORK	TRAINING- TUTTLE	AP031819	4263	Training and Education	60.00
INDUSTRIAL ELECTRICAL SUPPLY	WATER PLANT MAINTENANCE	AP031819	4223	Maintenance - Building	148.00
INDUSTRIAL ELECTRICAL SUPPLY	WATER PLANT MAINTENANCE	AP031819	4223	Maintenance - Building	154.00
LOCAL 150 APPRENTICESHIP FUND	MACHINE OPERATOR TRAINING (CARLSON)	AP031819	4263	Training and Education	480.00
NICOR GAS	23644110001 -8600 LEMONT RD (PLANT 5)	AP031819	4271	Utilities (Elec,Gas,Wtr,Sewer)	266.78

CITY OF DARIEN
Expenditure Journal
Water Fund
Public Works, Water
From 3/5/2019 Through 3/18/2019

<u>Vendor Name</u>	<u>Invoice Description</u>	<u>Session ID</u>	<u>Acct Code</u>	<u>Acct Title</u>	<u>Dept Amount</u>
NICOR GAS	90841110001 -1041 S FRONTAGE RD	AP031819	4271	Utilities (Elec,Gas,Wtr,Sewer)	1,301.68
NICOR GAS	05002110004 - 1930 MANNING RD	AP031819	4271	Utilities (Elec,Gas,Wtr,Sewer)	263.96
NICOR GAS	217100264942 -1220 PLAINFIELD RD	AP031819	4271	Utilities (Elec,Gas,Wtr,Sewer)	315.90
NICOR GAS	12344110007 1897 MANNING DR	AP031819-2	4271	Utilities (Elec,Gas,Wtr,Sewer)	138.47
SEASON COMFORT, CORP.	SERVICE CALL / CITY HALL - NO HEAT	AP031819	4223	Maintenance - Building	172.50
SUBURBAN LABORATORIES	WATER SAMPLES	AP031819	4241	Quality Control	1,542.60
US GAS	GASES	AP031819	4231	Maintenance - Water System	45.60
VERIZON WIRELESS	VERIZON WIRELESS BILL	AP031819	4267	Telephone	590.80
WILLCO GREEN LLC	DUMP FEES	AP031819	4231	Maintenance - Water System	<u>108.00</u>
				Total Public Works, Water	<u>360,303.54</u>
				Total Water Fund	360,303.54

CITY OF DARIEN
Expenditure Journal
Motor Fuel Tax
MFT Expenses
From 3/5/2019 Through 3/18/2019

<u>Vendor Name</u>	<u>Invoice Description</u>	<u>Session ID</u>	<u>Acct Code</u>	<u>Acct Title</u>	<u>Dept Amount</u>
DETROIT SALT COMPANY	ROCK SALT 2-28-19	AP031819	4249	Salt	3,014.36
DETROIT SALT COMPANY	ROCK SALT 2-27-19	AP031819	4249	Salt	3,080.17
DETROIT SALT COMPANY	ROCK SALT -2-26-19	AP031819	4249	Salt	7,637.65
DETROIT SALT COMPANY	ROCK SALT (3-7-19)	AP031819	4249	Salt	<u>2,736.36</u>
				Total MFT Expenses	<u>16,468.54</u>
				Total Motor Fuel Tax	16,468.54

CITY OF DARIEN
Expenditure Journal
State Drug Forfeiture Fund
Drug Forfeiture Expenditures
From 3/5/2019 Through 3/18/2019

<u>Vendor Name</u>	<u>Invoice Description</u>	<u>Session ID</u>	<u>Acct Code</u>	<u>Acct Title</u>	<u>Dept Amount</u>
WEX BANK	GAS FOR POLICE DEPT	AP031819	4273	Vehicle (Gas and Oil)	62.91
				Total Drug Forfeiture Expenditures	62.91
				Total State Drug Forfeiture Fund	62.91

CITY OF DARIEN
Expenditure Journal
Water Depreciation Fund
Depreciation Expenses
From 3/5/2019 Through 3/18/2019

<u>Vendor Name</u>	<u>Invoice Description</u>	<u>Session ID</u>	<u>Acct Code</u>	<u>Acct Title</u>	<u>Dept Amount</u>
ACQUA CORPORATION	PLAINFIELD RD WATERMAIN	AP030619	4390	Capital Improv-Infrastructure	127,933.54
ACQUA CORPORATION	PLAINFIELD RD WATERMAIN	APVOID030619	4390	Capital Improv-Infrastructure	(127,968.54)
				Total Depreciation Expenses	(35.00)
				Total Water Depreciation Fund	(35.00)
Report Total					461,220.50

BUSINESS CARD STATEMENT



Customer Service:
1-800-275-0863



Mobile: Download the
Chase Mobile® app today

March 2019						
S	M	T	W	T	F	S
24	25	26	27	28	1	2
3	4	5	6	7	8	9
10	11	12	13	14	15	16
17	18	19	20	21	22	23
24	25	26	27	28	29	30
31	1	2	3	4	5	6

New Balance
\$4,281.44

Minimum Payment Due
\$856.00

Payment Due Date
03/24/19

**CHASE ULTIMATE REWARDS®
SUMMARY**

Previous points balance	33,740
+ 1 Point per \$1 earned on all purchases	4,282

Total points available for redemption 38,022

With the Chase Corporate Flex Card(SM), your business earns 1 point per \$1 spent on all purchases, with no caps or expiration on points. Redeem for travel, employee incentives, cash and more. View your options at www.ultimaterewards.com

Late Payment Warning: If we do not receive your minimum payment by the due date, you may have to pay up to a \$39 late fee.

Minimum Payment Warning: Enroll in Auto-Pay and avoid missing a payment. To enroll, call the number on the back of your card or go to the web site listed above.

ACCOUNT SUMMARY

Previous Balance	\$2,313.40
Payment, Credits	-\$2,313.40
Purchases	+\$4,281.44
Cash Advances	\$0.00
Balance Transfers	\$0.00
Fees Charged	\$0.00
Interest Charged	<u>\$0.00</u>
New Balance	\$4,281.44
<hr/>	
Opening/Closing Date	02/03/19 - 03/02/19
Revolving Credit Amount	\$50,000
Available Credit	\$45,718
Cash Access Line	\$10,000
Available for Cash	\$10,000
<hr/>	
Past Due Amount	\$0.00
Balance over the Credit Access Line	\$0.00



ACCOUNT ACTIVITY

Date of Transaction	Merchant Name or Transaction Description	\$ Amount
02/20	Payment Thank You - Web BRYON VANA TRANSACTIONS THIS CYCLE (CARD 4484) \$2313.40- INCLUDING PAYMENTS RECEIVED	-2,313.40
02/15	LANGUAGE LINE, INC. 800-7526096 CA	59.25
02/18	FS *getfireshot.com 877-3278914 CA ED RENTKA TRANSACTIONS THIS CYCLE (CARD 4563) \$99.20	39.95
02/01	COLT'S MANUFACTURING 860-236-6311 CT	550.00
02/01	COLT'S MANUFACTURING 860-236-6311 CT	550.00
02/01	COLT'S MANUFACTURING 860-236-6311 CT	550.00
02/01	COLT'S MANUFACTURING 860-236-6311 CT GERALD R PICCOLI TRANSACTIONS THIS CYCLE (CARD 6171) \$2200.00	550.00
02/05	EB 2019 ADVANCED SEVE 801-413-7200 CA	120.00
02/09	COMCAST CHICAGO CS 1X 800-266-2278 IL	201.85
02/11	PAYPAL *DISASTERRS 402-935-7733 CA	75.00
02/13	Amazon.com*MI7UU0AE1 Amzn.com/bill WA	10.99
02/22	BATTERY JUNCTION 860-581-4540 CT	182.40
02/24	AMZN Mktp US*MI0MA3HMO Amzn.com/bill WA	27.99
02/28	Amazon.com*MI7488281 Amzn.com/bill WA ROSE MARY GONZALEZ TRANSACTIONS THIS CYCLE (CARD 2755) \$660.15	41.92
02/05	GOTITWHOLESale 402-935-7733 FL	369.00
02/04	CHICAGO TRIB SUBSCRIPTIO 312-546-7900 TX	7.96
02/04	IL TOLLWAY AUTO REPLENISH 800-824-7277 IL	40.00
02/13	ILLINOIS AWWA 866-5213595 IL	180.00
02/15	SP * ANTEA USA, INC. HTTPSUSTOPERA MN	150.00
02/22	COMCAST CHICAGO 800-COMCAST IL	91.85
02/22	SIGNLETTERDEPOT.COM 402-935-7733 AL DANIEL GOMBAC TRANSACTIONS THIS CYCLE (CARD 8085) \$1057.23	218.42
02/05	JEWEL-OSCO DARIEN IL	7.36
02/07	WAL-MART #2215 DARIEN IL	19.12
02/08	BEST BUY MHT 00003160 DOWNERS GROVE IL	29.99
02/21	SUBURBAN DOOR CHECK & LOC WESTMONT IL	64.00
02/22	WAL-MART #2215 DARIEN IL	24.47
02/22	THE HOME DEPOT 1905 DARIEN IL	74.96
02/28	WAL-MART #2215 DARIEN IL PAULINA NOGA TRANSACTIONS THIS CYCLE (CARD 1213) \$264.86	44.96

2019 Total Year-to-Date	
Total fees charged in 2019	\$0.00
Total interest charged in 2019	\$0.00

Year-to-date totals do not reflect any fee or interest refunds you may have received.

INTEREST CHARGES

DARIEN POLICE DEPARTMENT PROCUREMENT CARD EXPENSE RECORD

Name: Edward Rentka

Billing Period: February 2019

Attach statement and receipts to the back of this form.

Date of Charge	Account #	Project Code	Amount	Vendor Name	Justification for Expense
2/15/19	01-40-4217	19217INVE	\$59.25	Language Line	Mandarin Interpreter
2/18/19	01-40-4253	19253SUPP	\$ 39.95	Fireshot	Fireshot Software License

Total of Charges \$ 99.20

Cardholder Signature: 

Administrator Signature: 

Page 1 of 1



DARIEN POLICE DEPARTMENT PROCUREMENT CARD EXPENSE RECORD

Name: Gerald Piccoli

Billing Period: February 2019

Attach statement and receipts to the back of this form.

Date of Charge	Account #	Project Code	Amount	Vendor Name	Justification for Expense
2/1/19	01-40-4263	19263TRAI	\$550.00	Colt Manufacturing	Colt Armorer's Course - Sgt. Topel
2/1/19	01-40-4263	19263TRAI	\$ 550.00	Colt Manufacturing	Colt Armorer's Course - Sgt. Liss
2/1/19	01-40-4263	19263TRAI	\$ 550.00	Colt Manufacturing	Colt Armorer's Course - Sgt. Lorek
2/1/19	01-40-4263	19263TRAI	\$550.00	Colt Manufacturing	Colt Armorer's Course - Ofc. Jump

Total of Charges \$ 2,200.00

Cardholder Signature: *Gerald Piccoli*

Administrator Signature: *[Signature]*

Page 1 of 1


DARIEN POLICE DEPARTMENT PROCUREMENT CARD EXPENSE RECORD

Name: Rosemary Gonzalez

Billing Period: February, 2019

Attach statement and receipts to the back of this form.

Date of Charge	Account #	Project Code	Amount	Vendor Name	Justification for Expense
2/5/19	01-40-4263	194263TRAI	\$ 120.00	EB 2019 Advanced Severe	Severe Weather Seminar Piccoli, Norton, Lorek
2/9/19	1-40-4267	19267COMC	\$ 201.85	Comcast	Internet Fee
2/11/19	01-40-4263	194263TRAI	\$ 75.00	PayPal Disasters	Integrated Response to Active Threats Ofc. Jump
2/13/19	01-40-4253	19253SUPP	\$ 10.99	amazon	HDMI Cable
2/22/19	01-40-4217	19217RANG	\$ 182.40	Battery Junction	Batteries for Armory
2/24/19	01-40-4253	19253SUPP	\$ 27.99	Amazon	External Hard Drive Adapter Kit
2/26/19	01-40-4253	19253SUPP	\$ 41.92	Amazon	Correction Tape
Total of Charges			\$ 660.15		

Cardholder Signature: 

Administrator Signature: 


**DAN GOMBAC
PROCUREMENT CARD EXPENSE RECORD**

February 2019


Attach statement and receipts to the back of this form.

Date of Charge	Account Number	Amount	Merchant Name	Description of Charges
02/04/2019	01-30-4257	\$ 369.00	WebLife Stores LLC	Public Works - Damaged Mailbox replaced
02/04/2019	01-10-4213	\$ 7.96	Chicago Tribune	Reoccurring subscription - B Vana
02/04/2019	01-30-4229	\$ 40.00	IL Tollway	I-Pass auto replenish for tolls
02/13/2019	02-50-4263	\$ 180.00	AWWA	J Bruzan - class registration J Koudelik - class registration E Carlson - class registration
02/15/2019	01-30-4263	\$ 150.00	Antea USA, Inc.	Fuel System certification -- J Carr
02/20/2019	01-10-4267	\$ 91.85	Comcast	Public Works - 1041 S. Frontage Rd.
02/22/2019	01-30-4257	\$ 218.42	Sign Letter Depot	Public Works - Road Signs
	Total Charges	\$ 1057.23		

Cardholder Signature: _____



Administrator Signature: _____



DARIEN POLICE DEPARTMENT PROCUREMENT CARD EXPENSE RECORD

Name: Paulina Noga

Billing Period: February, 2019

Attach statement and receipts to the back of this form.

Date of Charge	Account #	Project Code	Amount	Vendor Name	Justification for Expense
2/5/19	01-40-4265	19265NEMR	\$ 7.36	Jewl Osco	Supplies for NEMRT Meeting
2/7/19	01-30-4223	Janitorial	\$ 19.12	Wal - Mart	PD Cleaning Supplies - Clorox Wipes
2/8/19	01-40-4253	19253SUPP	\$ 29.99	Best Buy	Adapter for Training Room Projector
2/21/19	01-40-4253	19253SUPP	\$ 64.00	Suburban Door and Lock	Keys for Squads
2/22/19	01-40-4265	19265NEMR	\$ 24.47	Wal-Mart	Supplies for NEMRT Meeting
2/22/19	01-40-4217	19217RANG	\$ 74.96	Home Depot	Armory Supplies
2/28/19	01-40-4265	19265NEMR	\$ 44.96	Wal-Mart	Supplies for NEMRT Meeting

Total of Charges **\$ 264.86**

Cardholder Signature: *Paula Noga* #310

Administrator Signature: *[Signature]*

Page 1 of 1

**CITY OF DARIEN
REVENUE AND EXPENDITURE REPORT SUMMARY
February 28, 2019**

GENERAL FUND - (01)

	Current Month <u>Actual</u>	Year To Date <u>Actual</u>	Total <u>Budget</u>
Revenue	\$ 1,150,814	\$ 13,757,123	\$ 14,938,182
Expenditures	\$ 611,003	\$ 10,958,160	\$ 13,302,791
Audited 5/1/18 Opening Fund Balance:			\$ 4,281,317
Transfer to Capital Fund			\$ (3,000,000)
Transfer to DUI Technology Fund/Seizure Fund			\$ (76,367)
Current Fund Balance:			\$ 4,003,912

WATER FUND - (02)

	Current Month <u>Actual</u>	Year To Date <u>Actual</u>	Total <u>Budget</u>
Revenue	\$ 1,222,843	\$ 7,885,395	\$ 8,053,878
Expenditures	\$ 862,477	\$ 5,252,415	\$ 7,314,888
Audited 5/1/18 Cash Balance			\$ 1,460,625
Transfer to Water Depreciation Fund			\$ (430,000)
Current Modified Cash Balance:			\$ 3,663,605

MOTOR FUEL TAX FUND - (03)

	Current Month <u>Actual</u>	Year To Date <u>Actual</u>	Total <u>Budget</u>
Revenue	\$ 48,669	\$ 483,039	\$ 553,150
Expenditures	\$ 176,970	\$ 447,201	\$ 527,535
Audited 5/1/18 Opening Fund Balance:			\$ 389,439
Current Fund Balance:			\$ 425,276

WATER DEPRECIATION FUND (12)

	Current Month <u>Actual</u>	Year To Date <u>Actual</u>	Total <u>Budget</u>
Revenue	\$ 2,270	\$ 3,461,192	\$ 3,500,000
Expenditures	\$ 127,969	\$ 1,528,646	\$ 1,608,000
Audited 5/1/18 Cash Balance			\$ (315,956)
Transfer from Water Fund			\$ 430,000
Current Modified Cash Balance:			\$ 2,046,590

CAPITAL IMPROVEMENT FUND (25)

	Current Month <u>Actual</u>	Year To Date <u>Actual</u>	Total <u>Budget</u>
Revenue	\$ 6,024	\$ 246,230	\$ 218,427
Expenditures	\$ 37,294	\$ 3,977,983	\$ 4,244,868
Audited 5/1/18 Opening Fund Balance:			\$ 6,122,046
Transfer from General Fund			\$ 3,000,000
Current Fund Balance:			\$ 5,390,293

	Current Actual Year to Date	Current Budgeted F.Y.E. '19	Prior Year Actual Through February 18
Property Tax Collections	\$ 2,428,139	\$ 2,382,223	\$ 2,404,858
Sales Tax Collections	\$ 4,766,940	\$ 5,509,413	\$ 4,580,275
Drug forfeiture Receipts	\$ 31,591	\$ -	\$ 86,225

CITY OF DARIEN
Statement of Revenues and Expenditures - Revenue
General Fund
Revenue
From 2/1/2019 Through 2/28/2019

		Current Period Actual	Current Period Budget	Current Year Actual	YTD Budget	Total Budget	Total Budget Variance	Percent Total Budget Remaining
Revenue								
Taxes								
Real Estate Taxes - Current	3110	0.00	0.00	2,240,865.51	2,183,796.00	2,183,796.00	57,069.51	(2.61)%
Road and Bridge Tax	3120	0.00	0.00	210,366.60	205,000.00	205,000.00	5,366.60	(2.61)%
Municipal Utility Tax	3130	108,948.97	120,000.00	867,110.46	795,000.00	985,000.00	(117,889.54)	11.96%
Amusement Tax	3140	6,596.64	5,600.00	74,443.93	71,100.00	82,000.00	(7,556.07)	9.21%
Hotel/Motel Tax	3150	2,701.92	5,300.00	57,826.43	63,000.00	75,000.00	(17,173.57)	22.89%
Local Gas Tax	3151	27,545.70	25,834.00	272,780.08	258,332.00	310,000.00	(37,219.92)	12.00%
Food and Beverage Tax	3152	42,598.78	43,000.00	506,963.73	490,000.00	580,000.00	(73,036.27)	12.59%
Personal Property Tax	3425	0.00	0.00	4,559.16	5,100.00	6,500.00	(1,940.84)	29.85%
Total Taxes		188,392.01	199,734.00	4,234,915.90	4,071,328.00	4,427,296.00	(192,380.10)	4.35%
License, Permits, Fees								
Business Licenses	3210	0.00	300.00	8,102.50	7,400.00	38,000.00	(29,897.50)	78.67%
Liquor License	3212	0.00	0.00	69,075.00	66,500.00	66,500.00	2,575.00	(3.87)%
Contractor Licenses	3214	450.00	300.00	14,845.00	17,800.00	20,000.00	(5,155.00)	25.77%
Court Fines	3216	10,465.33	8,000.00	103,065.10	83,000.00	100,000.00	3,065.10	(3.06)%
Towing Fees	3217	5,500.00	3,000.00	60,000.00	31,000.00	37,000.00	23,000.00	(62.16)%
Ordinance Fines	3230	1,970.00	2,000.00	18,070.00	16,500.00	20,000.00	(1,930.00)	9.65%
Building Permits and Fees	3240	4,375.00	150.00	189,169.00	34,700.00	35,000.00	154,169.00	(440.48)%
Telecommunication Taxes	3242	42,463.06	46,000.00	448,395.80	493,000.00	590,000.00	(141,604.20)	24.00%
Cable T.V. Franchise Fee	3244	4,804.23	20,000.00	347,922.79	337,800.00	452,800.00	(104,877.21)	23.16%
PEG - Fees - AT&T	3245	0.00	0.00	7,967.10	0.00	0.00	7,967.10	0.00%
NICOR Franchise Fee	3246	0.00	0.00	29,664.02	25,000.00	25,000.00	4,664.02	(18.65)%
Public Hearing Fees	3250	0.00	0.00	2,580.00	5,000.00	5,000.00	(2,420.00)	48.40%
Elevator Inspections	3255	2,350.00	2,250.00	4,525.00	4,500.00	4,500.00	25.00	(0.55)%
Engineering/Prof Fee Reimb	3265	2,713.32	2,000.00	66,769.96	68,000.00	74,000.00	(7,230.04)	9.77%
Legal Fee Reimbursement	3266	0.00	0.00	13,833.31	0.00	0.00	13,833.31	0.00%
D.U.I. Technology Fines	3267	0.00	200.00	1,393.00	5,900.00	6,500.00	(5,107.00)	78.56%
Police Special Service	3268	0.00	10,000.00	83,382.57	79,597.00	99,597.00	(16,214.43)	16.28%

CITY OF DARIEN
Statement of Revenues and Expenditures - Revenue
General Fund
Revenue
From 2/1/2019 Through 2/28/2019

		Current Period Actual	Current Period Budget	Current Year Actual	YTD Budget	Total Budget	Total Budget Variance	Percent Total Budget Remaining
Stormwater Management Fees	3270	0.00	0.00	200.00	0.00	0.00	200.00	0.00%
Developer Contribution/Impact	3275	0.00	15.00	0.00	170.00	200.00	(200.00)	100.00%
Total License, Permits, Fees		75,090.94	94,215.00	1,468,960.15	1,275,867.00	1,574,097.00	(105,136.85)	6.68%
Intergovernmental								
State Income Tax	3410	220,458.04	243,000.00	1,798,348.38	1,706,998.00	2,053,998.00	(255,649.62)	12.44%
Local Use Tax	3420	66,006.08	50,000.00	526,899.25	436,000.00	545,524.00	(18,624.75)	3.41%
Sales Taxes	3430	489,495.27	470,413.00	4,766,940.21	4,549,413.00	5,509,413.00	(742,472.79)	13.47%
Video Gaming Revenue	3432	14,452.21	12,000.00	158,528.95	117,000.00	140,000.00	18,528.95	(13.23)%
Total Intergovernmental		790,411.60	775,413.00	7,250,716.79	6,809,411.00	8,248,935.00	(998,218.21)	12.10%
Other Revenue								
Interest Income	3510	6,960.78	400.00	58,863.99	4,200.00	5,000.00	53,863.99	(1,077.27)%
Gain/Loss on Investment	3515	20.59	0.00	189.08	0.00	0.00	189.08	0.00%
Water Share Expense	3520	20,833.34	20,833.33	208,333.40	208,333.34	250,000.00	(41,666.60)	16.66%
Police Report/Prints	3534	655.00	415.00	4,688.50	4,170.00	5,000.00	(311.50)	6.23%
Reimbursement-Rear Yard Drain	3541	0.00	0.00	(4,609.98)	0.00	0.00	(4,609.98)	0.00%
Grants	3560	380.74	0.00	4,116.88	0.00	0.00	4,116.88	0.00%
Rents	3561	65,874.78	69,000.00	295,441.38	278,853.00	324,853.00	(29,411.62)	9.05%
Other Reimbursements	3562	33.80	3,750.00	111,446.84	37,500.00	45,000.00	66,446.84	(147.65)%
Residential Concrete Reimb	3563	0.00	0.00	51,510.91	0.00	0.00	51,510.91	0.00%
Mail Box Reimbursement Program	3569	203.73	0.00	2,505.82	0.00	0.00	2,505.82	0.00%
Impact Fee Revenue	3570	0.00	0.00	625.00	0.00	0.00	625.00	0.00%
Sales of Wood Chips	3572	0.00	0.00	2,315.00	2,750.00	3,000.00	(685.00)	22.83%
Sale of Equipment	3575	360.00	0.00	30,625.13	35,000.00	35,000.00	(4,374.87)	12.49%
Miscellaneous Revenue	3580	1,596.20	1,700.00	36,477.93	16,700.00	20,000.00	16,477.93	(82.38)%
Total Other Revenue		96,918.96	96,098.33	802,529.88	587,506.34	687,853.00	114,676.88	(16.67)%
Total Revenue		1,150,813.51	1,165,460.33	13,757,122.72	12,744,112.34	14,938,181.00	(1,181,058.28)	7.91%

CITY OF DARIEN
Statement of Revenues and Expenditures - Revenue
Water Fund
Revenue
From 2/1/2019 Through 2/28/2019

	Current Period Actual	Current Period Budget	Current Year Actual	YTD Budget	Total Budget	Total Budget Variance	Percent Total Budget Remaining
Revenue							
Charges for Services							
Water Sales	3310 1,219,673.18	15,000.00	7,822,671.67	6,697,815.00	8,037,378.00	(214,706.33)	2.67%
Inspections/Tap on/Permits	3320 0.00	834.00	8,500.00	8,332.00	10,000.00	(1,500.00)	15.00%
Sale of Meters	3325 0.00	1,150.00	6,855.00	3,500.00	3,500.00	3,355.00	(95.85)%
Other Water Sales	3390 0.00	84.00	21,042.52	832.00	1,000.00	20,042.52	(2,004.25)%
Total Charges for Services	<u>1,219,673.18</u>	<u>17,068.00</u>	<u>7,859,069.19</u>	<u>6,710,479.00</u>	<u>8,051,878.00</u>	<u>(192,808.81)</u>	2.39%
Other Revenue							
Interest Income	3510 3,169.70	167.00	26,325.82	1,666.00	2,000.00	24,325.82	(1,216.29)%
Total Other Revenue	<u>3,169.70</u>	<u>167.00</u>	<u>26,325.82</u>	<u>1,666.00</u>	<u>2,000.00</u>	<u>24,325.82</u>	(1,216.29)%
Total Revenue	<u>1,222,842.88</u>	<u>17,235.00</u>	<u>7,885,395.01</u>	<u>6,712,145.00</u>	<u>8,053,878.00</u>	<u>(168,482.99)</u>	2.09%

CITY OF DARIEN
Statement of Revenues and Expenditures - Revenue
Motor Fuel Tax
Revenue
From 2/1/2019 Through 2/28/2019

	Current Period Actual	Current Period Budget	Current Year Actual	YTD Budget	Total Budget	Total Budget Variance	Percent Total Budget Remaining
Revenue							
Intergovernmental							
MFT Allotment	3440 47,917.16	46,012.50	477,061.06	460,125.00	552,150.00	(75,088.94)	13.59%
Total Intergovernmental	47,917.16	46,012.50	477,061.06	460,125.00	552,150.00	(75,088.94)	13.60%
Other Revenue							
Interest Income	3510 752.13	84.00	5,977.82	832.00	1,000.00	4,977.82	(497.78)%
Total Other Revenue	752.13	84.00	5,977.82	832.00	1,000.00	4,977.82	(497.78)%
Total Revenue	48,669.29	46,096.50	483,038.88	460,957.00	553,150.00	(70,111.12)	12.67%

CITY OF DARIEN
Statement of Revenues and Expenditures - Revenue
Stormwater Management Fund
Revenue
From 2/1/2019 Through 2/28/2019

	Current Period Actual	Current Period Budget	Current Year Actual	YTD Budget	Total Budget	Total Budget Variance	Percent Total Budget Remaining
Revenue							
Other Revenue							
Interest Income	3510 88.22	0.00	892.95	0.00	0.00	892.95	0.00%
Total Other Revenue	88.22	0.00	892.95	0.00	0.00	892.95	0.00%
Total Revenue	88.22	0.00	892.95	0.00	0.00	892.95	0.00%

CITY OF DARIEN
Statement of Revenues and Expenditures - Revenue
Special Service Area Tax Fund
Revenue
From 2/1/2019 Through 2/28/2019

	Current Period Actual	Current Period Budget	Current Year Actual	YTD Budget	Total Budget	Total Budget Variance	Percent Total Budget Remaining
Revenue							
Taxes							
Real Estate Taxes - Current	3110	0.00	5,060.76	5,000.00	5,000.00	60.76	(1.21)%
Total Taxes		0.00	5,060.76	5,000.00	5,000.00	60.76	(1.22)%
Other Revenue							
Interest Income	3510	16.09	162.12	82.00	100.00	62.12	(62.12)%
Total Other Revenue		16.09	162.12	82.00	100.00	62.12	(62.12)%
Total Revenue		16.09	5,222.88	5,082.00	5,100.00	122.88	(2.41)%

CITY OF DARIEN
Statement of Revenues and Expenditures - Revenue
State Drug Forfeiture Fund
Revenue
From 2/1/2019 Through 2/28/2019

	Current Period		Current Year	YTD Budget	Total Budget	Total Budget	Percent	
	Actual	Budget	Actual			Variance	Total	
							Budget	
							Remaining	
Revenue								
Other Revenue								
Interest Income	3510	15.36	0.00	502.90	0.00	0.00	502.90	0.00%
Drug Forfeiture Receipts	3538	0.00	0.00	10,891.58	0.00	0.00	10,891.58	0.00%
Transfer from Other Funds	3612	0.00	0.00	(5,815.01)	0.00	0.00	(5,815.01)	0.00%
Total Other Revenue		15.36	0.00	5,579.47	0.00	0.00	5,579.47	0.00%
Total Revenue		15.36	0.00	5,579.47	0.00	0.00	5,579.47	0.00%

CITY OF DARIEN
Statement of Revenues and Expenditures - Revenue
Water Depreciation Fund
Revenue
From 2/1/2019 Through 2/28/2019

	Current Period Actual	Current Period Budget	Current Year Actual	YTD Budget	Total Budget	Total Budget Variance	Percent Total Budget Remaining
Revenue							
Other Revenue							
Interest Income	3510 2,261.44	0.00	20,545.97	0.00	0.00	20,545.97	0.00%
Gain/Loss on Investment	3515 8.82	0.00	81.03	0.00	0.00	81.03	0.00%
Bond Issuance	3559 0.00	0.00	3,440,564.90	3,500,000.00	3,500,000.00	(59,435.10)	1.69%
Transfer from Water Fund	3610 0.00	0.00	430,000.00	430,000.00	430,000.00	0.00	0.00%
Total Other Revenue	<u>2,270.26</u>	<u>0.00</u>	<u>3,891,191.90</u>	<u>3,930,000.00</u>	<u>3,930,000.00</u>	<u>(38,808.10)</u>	<u>0.99%</u>
Total Revenue	2,270.26	0.00	3,891,191.90	3,930,000.00	3,930,000.00	(38,808.10)	0.99%

CITY OF DARIEN
Statement of Revenues and Expenditures - Revenue
Federal Equitable Sharing Fund
Revenue
From 2/1/2019 Through 2/28/2019

	Current Period Actual	Current Period Budget	Current Year Actual	YTD Budget	Total Budget	Total Budget Variance	Percent Total Budget Remaining
Revenue							
Other Revenue							
Interest Income	3510	320.70	0.00	3,981.00	0.00	3,981.00	0.00%
Drug Forfeiture Receipts	3538	0.00	0.00	2,489.00	0.00	2,489.00	0.00%
Total Other Revenue	<u>320.70</u>	<u>0.00</u>	<u>6,470.00</u>	<u>0.00</u>	<u>0.00</u>	<u>6,470.00</u>	<u>0.00%</u>
Total Revenue	320.70	0.00	6,470.00	0.00	0.00	6,470.00	0.00%

CITY OF DARIEN
Statement of Revenues and Expenditures - Revenue
Seized Assets Fund
Revenue
From 2/1/2019 Through 2/28/2019

	Current Period Actual	Current Period Budget	Current Year Actual	YTD Budget	Total Budget	Total Budget Variance	Percent Total Budget Remaining
Revenue							
Other Revenue							
Transfer from Other Funds	3612	0.00	(37,542.44)	0.00	0.00	(37,542.44)	0.00%
Total Other Revenue	0.00	0.00	(37,542.44)	0.00	0.00	(37,542.44)	0.00%
Total Revenue	0.00	0.00	(37,542.44)	0.00	0.00	(37,542.44)	0.00%

CITY OF DARIEN
Statement of Revenues and Expenditures - Revenue
DOT - Federal Equitable Sharin
Revenue
From 2/1/2019 Through 2/28/2019

	Current Period Actual	Current Period Budget	Current Year Actual	YTD Budget	Total Budget	Total Budget Variance	Percent Total Budget Remaining	
Revenue								
Other Revenue								
Interest Income	3510	27.01	0.00	216.63	0.00	0.00	216.63	0.00%
Drug Forfeiture Receipts	3538	0.00	0.00	18,210.33	0.00	0.00	18,210.33	0.00%
Total Other Revenue	<u>27.01</u>	<u>0.00</u>	<u>18,426.96</u>	<u>0.00</u>	<u>0.00</u>	<u>18,426.96</u>	<u>0.00%</u>	
Total Revenue	27.01	0.00	18,426.96	0.00	0.00	18,426.96	0.00%	

CITY OF DARIEN
Statement of Revenues and Expenditures - Revenue
DUI Technology Fund
Revenue
From 2/1/2019 Through 2/28/2019

	Current Period Actual	Current Period Budget	Current Year Actual	YTD Budget	Total Budget	Total Budget Variance	Percent Total Budget Remaining
Revenue							
License, Permits, Fees							
D.U.I. Technology Fines	3267	2,171.89	0.00	8,459.20	0.00	8,459.20	0.00%
Total License, Permits, Fees		2,171.89	0.00	8,459.20	0.00	8,459.20	0.00%
Other Revenue							
Interest Income	3510	2.66	0.00	475.28	0.00	475.28	0.00%
Transfer from Other Funds	3612	0.00	0.00	108,794.88	0.00	108,794.88	0.00%
Total Other Revenue		2.66	0.00	109,270.16	0.00	109,270.16	0.00%
Total Revenue		2,174.55	0.00	117,729.36	0.00	117,729.36	0.00%

CITY OF DARIEN
Statement of Revenues and Expenditures - Revenue
E-Citation Fund
Revenue
From 2/1/2019 Through 2/28/2019

	Current Period Actual	Current Period Budget	Current Year Actual	YTD Budget	Total Budget	Total Budget Variance	Percent Total Budget Remaining	
Revenue								
Other Revenue								
Interest Income	3510	10.56	0.00	85.48	0.00	0.00	85.48	0.00%
Transfer from Other Funds	3612	0.00	0.00	8,686.35	0.00	0.00	8,686.35	0.00%
Total Other Revenue	<u>10.56</u>	<u>0.00</u>	<u>8,771.83</u>	<u>0.00</u>	<u>0.00</u>	<u>8,771.83</u>	<u>0.00%</u>	
Total Revenue	10.56	0.00	8,771.83	0.00	0.00	8,771.83	0.00%	

CITY OF DARIEN
Statement of Revenues and Expenditures - Revenue
Capital Improvement Fund
Revenue
From 2/1/2019 Through 2/28/2019

	Current Period Actual	Current Period Budget	Current Year Actual	YTD Budget	Total Budget	Total Budget Variance	Percent Total Budget Remaining
Revenue							
Taxes							
Real Estate Taxes - Current	3110 0.00	0.00	182,212.76	193,427.00	193,427.00	(11,214.24)	5.79%
Total Taxes	0.00	0.00	182,212.76	193,427.00	193,427.00	(11,214.24)	5.80%
Other Revenue							
Interest Income	3510 6,023.77	2,084.00	64,017.53	20,832.00	25,000.00	39,017.53	(156.07)%
Transfer from Other Funds	3612 0.00	0.00	3,000,000.00	2,450,000.00	2,450,000.00	550,000.00	(22.44)%
Total Other Revenue	6,023.77	2,084.00	3,064,017.53	2,470,832.00	2,475,000.00	589,017.53	(23.80)%
Total Revenue	6,023.77	2,084.00	3,246,230.29	2,664,259.00	2,668,427.00	577,803.29	(21.65)%

CITY OF DARIEN
Statement of Revenues and Expenditures - Expenditures
General Fund
Administration
From 2/1/2019 Through 2/28/2019

		Current Period Actual	Current Period Budget	Current Year Actual	YTD Budget - Original	Total Budget	Total Budget Variance	Percent Total Budget Remaining
Expenditures								
Salaries								
Salaries	4010	22,216.85	23,867.17	254,174.08	238,671.66	286,406.00	32,231.92	11.25%
Overtime	4030	0.00	0.00	55.26	0.00	0.00	(55.26)	0.00%
Total Salaries		<u>22,216.85</u>	<u>23,867.17</u>	<u>254,229.34</u>	<u>238,671.66</u>	<u>286,406.00</u>	<u>32,176.66</u>	<u>11.23%</u>
Benefits								
Social Security	4110	1,274.39	1,753.25	15,006.70	17,532.50	21,039.00	6,032.30	28.67%
Medicare	4111	298.05	346.09	3,509.77	3,460.82	4,153.00	643.23	15.48%
I.M.R.F.	4115	2,003.96	3,024.00	29,435.79	30,240.00	36,288.00	6,852.21	18.88%
Medical/Life Insurance	4120	5,947.04	5,756.67	64,657.57	57,566.66	69,080.00	4,422.43	6.40%
Supplemental Pensions	4135	369.20	400.00	2,907.85	4,000.00	4,800.00	1,892.15	39.41%
Total Benefits		<u>9,892.64</u>	<u>11,280.01</u>	<u>115,517.68</u>	<u>112,799.98</u>	<u>135,360.00</u>	<u>19,842.32</u>	<u>14.66%</u>
Materials and Supplies								
Dues and Subscriptions	4213	257.96	29.00	346.80	727.00	1,490.00	1,143.20	76.72%
Liability Insurance	4219	47.75	2,501.00	255,051.06	306,637.00	311,639.00	56,587.94	18.15%
Legal Notices	4221	50.00	167.00	1,103.50	1,666.00	2,000.00	896.50	44.82%
Maintenance - Equipment	4225	113.00	201.00	6,510.31	7,498.00	7,900.00	1,389.69	17.59%
Postage/Mailings	4233	0.00	71.50	1,470.00	3,207.00	3,350.00	1,880.00	56.11%
Printing and Forms	4235	646.86	350.00	2,900.62	3,500.00	4,200.00	1,299.38	30.93%
Public Relations	4239	3,145.27	3,388.00	22,627.87	22,556.00	34,170.00	11,542.13	33.77%
Rent - Equipment	4243	0.00	0.00	764.46	1,514.25	2,019.00	1,254.54	62.13%
Supplies - Office	4253	84.71	667.00	3,808.05	6,666.00	8,000.00	4,191.95	52.39%
Supplies - Other	4257	0.00	42.00	38.66	416.00	500.00	461.34	92.26%
Training and Education	4263	0.00	167.00	0.00	1,666.00	2,000.00	2,000.00	100.00%
Travel/Meetings	4265	0.00	46.00	98.96	458.00	550.00	451.04	82.00%
Telephone	4267	1,638.14	4,269.00	28,525.51	42,662.00	51,200.00	22,674.49	44.28%
Utilities (Elec,Gas,Wtr,Sewer)	4271	254.49	250.00	1,073.51	2,500.00	3,000.00	1,926.49	64.21%
Vehicle (Gas and Oil)	4273	27.51	54.00	173.06	540.00	650.00	476.94	73.37%
Total Materials and Supplies		<u>6,265.69</u>	<u>12,202.50</u>	<u>324,492.37</u>	<u>402,213.25</u>	<u>432,668.00</u>	<u>108,175.63</u>	<u>25.00%</u>
Contractual								
Audit	4320	0.00	0.00	13,200.00	13,200.00	13,200.00	0.00	0.00%
Consulting/Professional	4325	23,650.40	24,848.50	232,090.67	254,453.00	304,750.00	72,659.33	23.84%

CITY OF DARIEN
Statement of Revenues and Expenditures - Expenditures
General Fund
Administration
From 2/1/2019 Through 2/28/2019

	Current Period Actual	Current Period Budget	Current Year Actual	YTD Budget - Original	Total Budget	Total Budget Variance	Percent Total Budget Remaining
Contingency	4330 0.00	834.00	0.00	8,332.00	10,000.00	10,000.00	100.00%
Janitorial Service	4345 1,598.15	1,668.00	12,607.20	17,164.00	20,500.00	7,892.80	38.50%
Total Contractual	25,248.55	27,350.50	257,897.87	293,149.00	348,450.00	90,552.13	25.99%
Other Charges							
Transfer to Other Funds	4605 0.00	0.00	3,076,367.31	0.00	0.00	(3,076,367.31)	0.00%
Total Other Charges	0.00	0.00	3,076,367.31	0.00	0.00	(3,076,367.31)	0.00%
Capital Outlay							
Equipment	4815 407.44	0.00	33,580.32	45,000.00	45,000.00	11,419.68	25.37%
Total Capital Outlay	407.44	0.00	33,580.32	45,000.00	45,000.00	11,419.68	25.38%
Total Expenditures	64,031.17	74,700.18	4,062,084.89	1,091,833.89	1,247,884.00	(2,814,200.89)	(225.52)%
Total	(64,031.17)	(74,700.18)	(4,062,084.89)	(1,091,833.89)	(1,247,884.00)	2,814,200.89	0.00%

CITY OF DARIEN
Statement of Revenues and Expenditures - Expenditures
General Fund
City Council
From 2/1/2019 Through 2/28/2019

		Current Period Actual	Current Period Budget	Current Year Actual	YTD Budget - Original	Total Budget	Total Budget Variance	Percent Total Budget Remaining
Expenditures								
Salaries								
Salaries	4010	3,562.50	3,562.50	35,625.00	35,625.00	42,750.00	7,125.00	16.66%
Total Salaries		<u>3,562.50</u>	<u>3,562.50</u>	<u>35,625.00</u>	<u>35,625.00</u>	<u>42,750.00</u>	<u>7,125.00</u>	<u>16.67%</u>
Benefits								
Social Security	4110	220.87	221.00	2,208.75	2,209.00	2,651.00	442.25	16.68%
Medicare	4111	51.67	52.00	516.70	516.00	620.00	103.30	16.66%
Total Benefits		<u>272.54</u>	<u>273.00</u>	<u>2,725.45</u>	<u>2,725.00</u>	<u>3,271.00</u>	<u>545.55</u>	<u>16.68%</u>
Materials and Supplies								
Boards and Commissions	4205	0.00	84.00	659.42	1,832.00	2,000.00	1,340.58	67.02%
Cable Operations	4206	0.00	2,000.00	1,600.00	8,000.00	8,000.00	6,400.00	80.00%
Dues and Subscriptions	4213	0.00	1,000.00	2,828.87	2,850.00	2,850.00	21.13	0.74%
Public Relations	4239	0.00	0.00	2.18	500.00	500.00	497.82	99.56%
Training and Education	4263	0.00	84.00	0.00	832.00	1,000.00	1,000.00	100.00%
Travel/Meetings	4265	0.00	0.00	0.00	50.00	50.00	50.00	100.00%
Total Materials and Supplies		<u>0.00</u>	<u>3,168.00</u>	<u>5,090.47</u>	<u>14,064.00</u>	<u>14,400.00</u>	<u>9,309.53</u>	<u>64.65%</u>
Contractual								
Consulting/Professional	4325	0.00	167.00	4,819.50	3,666.00	5,000.00	180.50	3.61%
Trolley Contracts	4366	0.00	0.00	41.48	600.00	600.00	558.52	93.08%
Total Contractual		<u>0.00</u>	<u>167.00</u>	<u>4,860.98</u>	<u>4,266.00</u>	<u>5,600.00</u>	<u>739.02</u>	<u>13.20%</u>
Total Expenditures		<u>3,835.04</u>	<u>7,170.50</u>	<u>48,301.90</u>	<u>56,680.00</u>	<u>66,021.00</u>	<u>17,719.10</u>	<u>26.84%</u>
Total		(3,835.04)	(7,170.50)	(48,301.90)	(56,680.00)	(66,021.00)	(17,719.10)	0.00%

CITY OF DARIEN
Statement of Revenues and Expenditures - Expenditures
General Fund
Community Development
From 2/1/2019 Through 2/28/2019

		Current Period Actual	Current Period Budget	Current Year Actual	YTD Budget - Original	Total Budget	Total Budget Variance	Percent Total Budget Remaining
Expenditures								
Salaries								
Salaries	4010	22,116.79	24,723.75	249,572.78	247,237.50	296,685.00	47,112.22	15.87%
Overtime	4030	0.00	42.00	0.00	416.00	500.00	500.00	100.00%
Total Salaries		<u>22,116.79</u>	<u>24,765.75</u>	<u>249,572.78</u>	<u>247,653.50</u>	<u>297,185.00</u>	<u>47,612.22</u>	<u>16.02%</u>
Benefits								
Social Security	4110	1,291.38	1,446.75	13,804.03	14,467.50	17,361.00	3,556.97	20.48%
Medicare	4111	302.02	360.00	3,496.02	3,596.00	4,316.00	819.98	18.99%
I.M.R.F.	4115	1,999.81	3,143.00	29,346.17	31,430.00	37,717.00	8,370.83	22.19%
Medical/Life Insurance	4120	4,268.98	4,113.50	42,441.13	41,135.00	49,362.00	6,920.87	14.02%
Supplemental Pensions	4135	184.60	300.00	1,338.55	3,000.00	3,600.00	2,261.45	62.81%
Total Benefits		<u>8,046.79</u>	<u>9,363.25</u>	<u>90,425.90</u>	<u>93,628.50</u>	<u>112,356.00</u>	<u>21,930.10</u>	<u>19.52%</u>
Materials and Supplies								
Boards and Commissions	4205	0.00	0.00	870.00	800.00	1,200.00	330.00	27.50%
Dues and Subscriptions	4213	175.00	0.00	175.00	500.00	500.00	325.00	65.00%
Liability Insurance	4219	14.88	1,917.00	22,160.65	19,166.00	23,000.00	839.35	3.64%
Maintenance - Vehicles	4229	0.00	42.00	0.00	416.00	500.00	500.00	100.00%
Printing and Forms	4235	0.00	143.50	420.00	1,495.50	1,865.00	1,445.00	77.47%
Economic Development	4240	0.00	0.00	303,111.39	278,000.00	278,000.00	(25,111.39)	(9.03)%
Supplies - Office	4253	24.29	75.00	594.99	750.00	900.00	305.01	33.89%
Training and Education	4263	190.00	0.00	514.00	550.00	550.00	36.00	6.54%
Travel/Meetings	4265	149.00	0.00	149.00	200.00	200.00	51.00	25.50%
Vehicle (Gas and Oil)	4273	75.53	112.50	838.63	1,125.00	1,350.00	511.37	37.87%
Total Materials and Supplies		<u>628.70</u>	<u>2,290.00</u>	<u>328,833.66</u>	<u>303,002.50</u>	<u>308,065.00</u>	<u>(20,768.66)</u>	<u>(6.74)%</u>
Contractual								
Consulting/Professional	4325	10,630.00	3,434.00	45,422.00	35,772.00	42,640.00	(2,782.00)	(6.52)%
ConsIt/Prof Reimbursable	4328	3,948.91	5,167.00	67,935.38	57,666.00	68,000.00	64.62	0.09%
Total Contractual		<u>14,578.91</u>	<u>8,601.00</u>	<u>113,357.38</u>	<u>93,438.00</u>	<u>110,640.00</u>	<u>(2,717.38)</u>	<u>(2.46)%</u>
Total Expenditures		<u>45,371.19</u>	<u>45,020.00</u>	<u>782,189.72</u>	<u>737,722.50</u>	<u>828,246.00</u>	<u>46,056.28</u>	<u>5.56%</u>
Total		<u>(45,371.19)</u>	<u>(45,020.00)</u>	<u>(782,189.72)</u>	<u>(737,722.50)</u>	<u>(828,246.00)</u>	<u>(46,056.28)</u>	<u>0.00%</u>

CITY OF DARIEN
Statement of Revenues and Expenditures - Expenditures
General Fund
Public Works, Streets
From 2/1/2019 Through 2/28/2019

		Current Period Actual	Current Period Budget	Current Year Actual	YTD Budget - Original	Total Budget	Total Budget Variance	Percent Total Budget Remaining
Expenditures								
Salaries								
Salaries	4010	44,211.88	53,281.25	541,031.03	532,812.50	639,375.00	98,343.97	15.38%
Overtime	4030	(13,353.78)	5,834.00	51,119.04	58,332.00	70,000.00	18,880.96	26.97%
Total Salaries		30,858.10	59,115.25	592,150.07	591,144.50	709,375.00	117,224.93	16.53%
Benefits								
Social Security	4110	1,975.78	3,183.00	35,397.68	31,825.00	38,191.00	2,793.32	7.31%
Medicare	4111	462.10	745.00	8,278.83	7,442.00	8,932.00	653.17	7.31%
I.M.R.F.	4115	(278.42)	9,227.00	64,778.08	92,263.00	110,717.00	45,938.92	41.49%
Medical/Life Insurance	4120	10,458.79	9,946.75	104,323.03	99,467.50	119,361.00	15,037.97	12.59%
Supplemental Pensions	4135	92.30	200.00	1,015.40	2,000.00	2,400.00	1,384.60	57.69%
Total Benefits		12,710.55	23,301.75	213,793.02	232,997.50	279,601.00	65,807.98	23.54%
Materials and Supplies								
Liability Insurance	4219	1,726.22	2,114.50	14,249.77	16,231.00	23,029.00	8,779.23	38.12%
Maintenance - Building	4223	9,056.68	7,518.50	245,522.05	330,249.00	341,288.00	95,765.95	28.06%
Maintenance - Equipment	4225	4,084.96	3,044.00	14,891.94	30,412.00	36,500.00	21,608.06	59.20%
Maintenance - Vehicles	4229	4,125.14	4,000.00	78,784.80	40,000.00	48,000.00	(30,784.80)	(64.13)%
Postage/Mailings	4233	0.00	84.00	178.40	832.00	1,000.00	821.60	82.16%
Rent - Equipment	4243	0.00	1,976.00	8,605.00	19,748.00	23,700.00	15,095.00	63.69%
Supplies - Office	4253	0.00	255.75	1,772.07	2,539.50	3,053.00	1,280.93	41.95%
Supplies - Other	4257	2,339.95	2,257.75	84,088.79	133,649.50	138,165.00	54,076.21	39.13%
Small Tools & Equipment	4259	5,986.00	317.00	48,484.20	62,666.00	63,300.00	14,815.80	23.40%
Training and Education	4263	0.00	326.50	1,460.00	3,945.00	4,600.00	3,140.00	68.26%
Uniforms	4269	0.00	475.00	3,911.65	5,496.00	6,446.00	2,534.35	39.31%
Utilities (Elec,Gas,Wtr,Sewer)	4271	576.12	534.00	3,073.43	5,332.00	6,400.00	3,326.57	51.97%
Vehicle (Gas and Oil)	4273	9,348.45	5,025.00	40,553.58	50,250.00	60,300.00	19,746.42	32.74%
Total Materials and Supplies		37,243.52	27,928.00	545,575.68	701,350.00	755,781.00	210,205.32	27.81%
Contractual								
Consulting/Professional	4325	0.00	585.00	8,491.74	15,080.00	16,250.00	7,758.26	47.74%
Forestry	4350	140.50	0.00	42,284.57	65,411.00	65,411.00	23,126.43	35.35%
Street Light Oper & Maint.	4359	3,952.49	5,417.00	45,005.97	62,166.00	73,000.00	27,994.03	38.34%
Mosquito Abatement	4365	0.00	0.00	40,887.00	41,700.00	41,700.00	813.00	1.94%

CITY OF DARIEN
Statement of Revenues and Expenditures - Expenditures
General Fund
Public Works, Streets
From 2/1/2019 Through 2/28/2019

	Current Period Actual	Current Period Budget	Current Year Actual	YTD Budget - Original	Total Budget	Total Budget Variance	Percent Total Budget Remaining
Street Sweeping	4373 0.00	0.00	28,271.25	38,250.00	38,250.00	9,978.75	26.08%
Drainage Projects	4374 0.00	0.00	111,819.90	81,300.00	81,300.00	(30,519.90)	(37.53)%
Tree Trim/Removal	4375 0.00	0.00	167,208.75	306,715.00	306,715.00	139,506.25	45.48%
Total Contractual	4,092.99	6,002.00	443,969.18	610,622.00	622,626.00	178,656.82	28.69%
Capital Outlay							
Residential Concrete Program	4381 0.00	0.00	52,787.11	0.00	0.00	(52,787.11)	0.00%
Equipment	4815 4,828.91	0.00	314,888.31	526,900.00	526,900.00	212,011.69	40.23%
Total Capital Outlay	4,828.91	0.00	367,675.42	526,900.00	526,900.00	159,224.58	30.22%
Total Expenditures	89,734.07	116,347.00	2,163,163.37	2,663,014.00	2,894,283.00	731,119.63	25.26%
Total	(89,734.07)	(116,347.00)	(2,163,163.37)	(2,663,014.00)	(2,894,283.00)	(731,119.63)	0.00%

CITY OF DARIEN
Statement of Revenues and Expenditures - Expenditures
General Fund
Police Department
From 2/1/2019 Through 2/28/2019

		Current Period Actual	Current Period Budget	Current Year Actual	YTD Budget - Original	Total Budget	Total Budget Variance	Percent Total Budget Remaining
Expenditures								
Salaries								
Salaries	4010	31,150.88	33,624.75	342,175.13	347,718.50	414,970.00	72,794.87	17.54%
Salaries - Officers	4020	272,089.71	282,693.25	2,868,613.67	2,984,863.75	3,572,349.00	703,735.33	19.69%
Overtime	4030	31,197.41	37,834.00	479,698.19	399,332.00	475,000.00	(4,698.19)	(0.98)%
Total Salaries		334,438.00	354,152.00	3,690,486.99	3,731,914.25	4,462,319.00	771,832.01	17.30%
Benefits								
Social Security	4110	1,961.06	2,144.00	22,066.68	21,440.00	25,728.00	3,661.32	14.23%
Medicare	4111	4,316.76	5,392.00	48,418.29	53,920.00	64,704.00	16,285.71	25.16%
I.M.R.F.	4115	2,589.93	4,034.00	35,042.02	40,340.00	48,409.00	13,366.98	27.61%
Medical/Life Insurance	4120	41,984.68	36,171.00	366,635.15	361,710.00	434,053.00	67,417.85	15.53%
Police Pension	4130	0.00	134,907.00	1,633,995.62	1,349,064.00	1,618,878.00	(15,117.62)	(0.93)%
Supplemental Pensions	4135	3,415.10	3,734.00	27,631.59	37,332.00	44,800.00	17,168.41	38.32%
Total Benefits		54,267.53	186,382.00	2,133,789.35	1,863,806.00	2,236,572.00	102,782.65	4.60%
Materials and Supplies								
Animal Control	4201	370.00	125.00	1,035.00	1,250.00	1,500.00	465.00	31.00%
Auxiliary Police	4203	0.00	376.00	2,856.34	3,748.00	4,500.00	1,643.66	36.52%
Boards and Commissions	4205	1,091.00	1,860.00	10,690.64	18,580.00	22,300.00	11,609.36	52.05%
Dues and Subscriptions	4213	245.00	429.50	2,098.00	4,291.00	5,150.00	3,052.00	59.26%
Investigation and Equipment	4217	528.59	3,483.00	20,108.23	36,014.00	42,980.00	22,871.77	53.21%
Liability Insurance	4219	2,040.17	5,236.00	25,027.19	54,948.00	65,520.00	40,492.81	61.80%
Maintenance - Equipment	4225	33.00	926.00	10,005.36	13,998.00	15,850.00	5,844.64	36.87%
Maintenance - Vehicles	4229	743.51	1,769.00	35,092.07	17,662.00	21,200.00	(13,892.07)	(65.52)%
Postage/Mailings	4233	79.90	359.00	1,115.09	3,582.00	4,300.00	3,184.91	74.06%
Printing and Forms	4235	137.43	125.00	455.43	1,250.00	1,500.00	1,044.57	69.63%
Public Relations	4239	0.00	375.00	2,857.53	3,750.00	4,500.00	1,642.47	36.49%
Rent - Equipment	4243	0.00	550.00	1,200.00	5,000.00	5,500.00	4,300.00	78.18%
Supplies - Office	4253	536.50	542.00	5,486.19	5,416.00	6,500.00	1,013.81	15.59%
Training and Education	4263	3,106.48	3,230.00	8,420.81	32,295.00	38,755.00	30,334.19	78.27%
Travel/Meetings	4265	0.00	1,536.00	4,546.55	12,328.00	14,400.00	9,853.45	68.42%
Telephone	4267	996.06	1,199.25	9,109.38	11,976.50	14,375.00	5,265.62	36.63%
Uniforms	4269	3,013.17	543.00	28,185.14	62,014.00	63,100.00	34,914.86	55.33%

CITY OF DARIEN
Statement of Revenues and Expenditures - Expenditures
General Fund
Police Department
From 2/1/2019 Through 2/28/2019

		Current Period Actual	Current Period Budget	Current Year Actual	YTD Budget - Original	Total Budget	Total Budget Variance	Percent Total Budget Remaining
Utilities (Elec, Gas, Wtr, Sewer)	4271	1,242.29	626.00	5,328.05	6,248.00	7,500.00	2,171.95	28.95%
Vehicle (Gas and Oil)	4273	4,912.94	6,250.00	51,841.49	62,500.00	75,000.00	23,158.51	30.87%
Total Materials and Supplies		19,076.04	29,539.75	225,458.49	356,850.50	414,430.00	188,971.51	45.60%
Contractual								
Consulting/Professional	4325	0.00	0.00	430,370.55	444,460.00	444,460.00	14,089.45	3.17%
Dumeg/Fiat/Child Center	4337	0.00	0.00	3,500.00	7,000.00	7,000.00	3,500.00	50.00%
Total Contractual		0.00	0.00	433,870.55	451,460.00	451,460.00	17,589.45	3.90%
Capital Outlay								
Equipment	4815	250.00	0.00	495,182.37	701,576.00	701,576.00	206,393.63	29.41%
Total Capital Outlay		250.00	0.00	495,182.37	701,576.00	701,576.00	206,393.63	29.42%
Total Expenditures		408,031.57	570,073.75	6,978,787.75	7,105,606.75	8,266,357.00	1,287,569.25	15.58%
Total		(408,031.57)	(570,073.75)	(6,978,787.75)	(7,105,606.75)	(8,266,357.00)	(1,287,569.25)	0.00%

CITY OF DARIEN
Statement of Revenues and Expenditures - Expenditures
Water Fund
Public Works, Water
From 2/1/2019 Through 2/28/2019

		Current Period Actual	Current Period Budget	Current Year Actual	YTD Budget - Original	Total Budget	Total Budget Variance	Percent Total Budget Remaining
Expenditures								
Salaries								
Salaries	4010	32,493.50	42,780.00	393,985.98	427,795.00	513,355.00	119,369.02	23.25%
Overtime	4030	12,153.25	6,250.00	73,897.08	62,500.00	75,000.00	1,102.92	1.47%
Total Salaries		44,646.75	49,030.00	467,883.06	490,295.00	588,355.00	120,471.94	20.48%
Benefits								
Social Security	4110	2,327.97	3,169.00	27,072.95	31,690.00	38,028.00	10,955.05	28.80%
Medicare	4111	544.46	741.00	6,331.57	7,410.00	8,894.00	2,562.43	28.81%
I.M.R.F.	4115	5,062.45	6,568.00	59,242.35	65,673.00	78,809.00	19,566.65	24.82%
Medical/Life Insurance	4120	9,491.32	8,951.00	85,946.69	89,501.00	107,403.00	21,456.31	19.97%
Supplemental Pensions	4135	184.60	200.00	2,030.80	2,000.00	2,400.00	369.20	15.38%
Total Benefits		17,610.80	19,629.00	180,624.36	196,274.00	235,534.00	54,909.64	23.31%
Materials and Supplies								
Liability Insurance	4219	472.18	16,989.00	163,740.72	170,158.00	204,140.00	40,399.28	19.78%
Maintenance - Building	4223	1,788.85	7,385.50	41,632.18	73,769.00	88,540.00	46,907.82	52.97%
Maintenance - Equipment	4225	3,053.18	3,264.00	17,771.70	32,620.00	39,150.00	21,378.30	54.60%
Maintenance - Water System	4231	3,851.41	14,520.00	116,562.84	145,160.00	174,200.00	57,637.16	33.08%
Postage/Mailings	4233	0.00	167.00	0.00	1,666.00	2,000.00	2,000.00	100.00%
Quality Control	4241	0.00	905.00	7,661.71	9,038.00	10,850.00	3,188.29	29.38%
Service Charge	4251	20,833.34	20,834.00	208,333.40	208,332.00	250,000.00	41,666.60	16.66%
Supplies - Operation	4255	228.95	251.00	1,729.70	2,498.00	3,000.00	1,270.30	42.34%
Training and Education	4263	0.00	34.00	891.00	2,832.00	2,900.00	2,009.00	69.27%
Telephone	4267	607.81	871.50	6,899.14	8,707.00	10,450.00	3,550.86	33.97%
Uniforms	4269	188.46	679.00	3,316.35	6,790.00	8,150.00	4,833.65	59.30%
Utilities (Elec,Gas,Wtr,Sewer)	4271	4,910.84	4,292.00	31,634.95	42,916.00	51,500.00	19,865.05	38.57%
Vehicle (Gas and Oil)	4273	1,193.91	1,331.25	10,869.94	13,312.50	15,975.00	5,105.06	31.95%
Total Materials and Supplies		37,128.93	71,523.25	611,043.63	717,798.50	860,855.00	249,811.37	29.02%
Contractual								
Audit	4320	0.00	960.00	6,966.00	9,593.00	11,513.00	4,547.00	39.49%
Consulting/Professional	4325	5,379.40	1,705.00	5,599.40	17,038.00	20,450.00	14,850.60	72.61%
Leak Detection	4326	14,432.32	1,676.00	24,893.87	16,748.00	20,100.00	(4,793.87)	(23.85)%
Data Processing	4336	26,757.44	12,709.00	108,529.67	127,082.00	152,500.00	43,970.33	28.83%

CITY OF DARIEN
Statement of Revenues and Expenditures - Expenditures
Water Fund
Public Works, Water
From 2/1/2019 Through 2/28/2019

	Current Period Actual	Current Period Budget	Current Year Actual	YTD Budget - Original	Total Budget	Total Budget Variance	Percent Total Budget Remaining
DuPage Water Commission	4340 716,521.58	418,336.00	3,470,021.46	4,183,360.00	5,020,033.00	1,550,011.54	30.87%
Total Contractual	763,090.74	435,386.00	3,616,010.40	4,353,821.00	5,224,596.00	1,608,585.60	30.79%
Other Charges							
Transfer to Other Funds	4605 0.00	0.00	430,000.00	0.00	0.00	(430,000.00)	0.00%
Total Other Charges	0.00	0.00	430,000.00	0.00	0.00	(430,000.00)	0.00%
Capital Outlay							
Equipment	4815 0.00	417.00	52,150.62	77,691.00	78,525.00	26,374.38	33.58%
Water Meter Purchases	4880 0.00	2,250.00	19,624.62	22,500.00	27,000.00	7,375.38	27.31%
Total Capital Outlay	0.00	2,667.00	71,775.24	100,191.00	105,525.00	33,749.76	31.98%
Debt Service							
Debt Retire-Water Refunding	4950 0.00	0.00	305,078.00	300,025.00	300,025.00	(5,053.00)	(1.68)%
Total Debt Service	0.00	0.00	305,078.00	300,025.00	300,025.00	(5,053.00)	(1.68)%
Total Expenditures	862,477.22	578,235.25	5,682,414.69	6,158,404.50	7,314,890.00	1,632,475.31	22.32%
Total	(862,477.22)	(578,235.25)	(5,682,414.69)	(6,158,404.50)	(7,314,890.00)	(1,632,475.31)	0.00%

CITY OF DARIEN
Statement of Revenues and Expenditures - Expenditures
Motor Fuel Tax
MFT Expenses
From 2/1/2019 Through 2/28/2019

		Current Period Actual	Current Period Budget	Current Year Actual	YTD Budget - Original	Total Budget	Total Budget Variance	Percent Total Budget Remaining
Expenditures								
Salaries								
Salaries	4010	58,157.33	20,417.00	226,741.80	204,166.00	245,000.00	18,258.20	7.45%
Total Salaries		58,157.33	20,417.00	226,741.80	204,166.00	245,000.00	18,258.20	7.45%
Benefits								
Social Security	4110	3,605.74	1,266.00	14,057.98	12,658.00	15,190.00	1,132.02	7.45%
Medicare	4111	843.28	296.00	3,287.75	2,960.00	3,553.00	265.25	7.46%
I.M.R.F.	4115	7,199.88	2,768.50	28,070.62	27,685.00	33,222.00	5,151.38	15.50%
Total Benefits		11,648.90	4,330.50	45,416.35	43,303.00	51,965.00	6,548.65	12.60%
Materials and Supplies								
Road Material	4245	6,054.75	3,175.00	28,543.02	31,750.00	38,100.00	9,556.98	25.08%
Salt	4249	101,109.14	38,617.50	109,920.70	77,235.00	154,470.00	44,549.30	28.84%
Supplies - Other	4257	0.00	0.00	21,480.99	14,800.00	18,500.00	(2,980.99)	(16.11)%
Pavement Striping	4261	0.00	0.00	8,961.11	14,500.00	14,500.00	5,538.89	38.19%
Total Materials and Supplies		107,163.89	41,792.50	168,905.82	138,285.00	225,570.00	56,664.18	25.12%
Contractual								
Consulting/Professional	4325	0.00	0.00	6,137.50	0.00	5,000.00	(1,137.50)	(22.75)%
Total Contractual		0.00	0.00	6,137.50	0.00	5,000.00	(1,137.50)	(22.75)%
Total Expenditures		176,970.12	66,540.00	447,201.47	385,754.00	527,535.00	80,333.53	15.23%
Total		(176,970.12)	(66,540.00)	(447,201.47)	(385,754.00)	(527,535.00)	(80,333.53)	0.00%

CITY OF DARIEN
Statement of Revenues and Expenditures - Expenditures
Special Service Area Tax Fund
SSA Expenditures
From 2/1/2019 Through 2/28/2019

	Current Period Actual	Current Period Budget	Current Year Actual	YTD Budget - Original	Total Budget	Total Budget Variance	Percent Total Budget Remaining
Expenditures							
Materials and Supplies							
Maintenance - Equipment	4225 0.00	125.00	0.00	1,250.00	1,500.00	1,500.00	100.00%
Total Materials and Supplies	0.00	125.00	0.00	1,250.00	1,500.00	1,500.00	100.00%
Contractual							
Consulting/Professional	4325 0.00	2,500.00	5,000.00	5,000.00	5,000.00	0.00	0.00%
Contingency	4330 0.00	125.00	0.00	1,250.00	1,500.00	1,500.00	100.00%
Total Contractual	0.00	2,625.00	5,000.00	6,250.00	6,500.00	1,500.00	23.08%
Total Expenditures	0.00	2,750.00	5,000.00	7,500.00	8,000.00	3,000.00	37.50%
Total	0.00	(2,750.00)	(5,000.00)	(7,500.00)	(8,000.00)	(3,000.00)	0.00%

CITY OF DARIEN
Statement of Revenues and Expenditures - Expenditures
State Drug Forfeiture Fund
Administration
From 2/1/2019 Through 2/28/2019

	Current Period Actual	Current Period Budget	Current Year Actual	YTD Budget - Original	Total Budget	Total Budget Variance	Percent Total Budget Remaining	
Expenditures								
Other Charges								
Transfer to Other Funds	4605	0.00	0.00	(2,742.44)	0.00	0.00	2,742.44	0.00%
Total Other Charges	0.00	0.00	(2,742.44)	0.00	0.00	0.00	2,742.44	0.00%
Total Expenditures	0.00	0.00	(2,742.44)	0.00	0.00	0.00	2,742.44	0.00%
Total	0.00	0.00	2,742.44	0.00	0.00	(2,742.44)	0.00%	

CITY OF DARIEN
Statement of Revenues and Expenditures - Expenditures
State Drug Forfeiture Fund
Drug Forfeiture Expenditures
From 2/1/2019 Through 2/28/2019

	Current Period Actual	Current Period Budget	Current Year Actual	YTD Budget - Original	Total Budget	Total Budget Variance	Percent Total Budget Remaining
Expenditures							
Materials and Supplies							
Vehicle (Gas and Oil)	4273 169.98	0.00	19,464.83	0.00	0.00	(19,464.83)	0.00%
Total Materials and Supplies	169.98	0.00	19,464.83	0.00	0.00	(19,464.83)	0.00%
Total Expenditures	169.98	0.00	19,464.83	0.00	0.00	(19,464.83)	0.00%
Total	(169.98)	0.00	(19,464.83)	0.00	0.00	19,464.83	0.00%

CITY OF DARIEN
Statement of Revenues and Expenditures - Expenditures
Water Depreciation Fund
Depreciation Expenses
From 2/1/2019 Through 2/28/2019

	Current Period Actual	Current Period Budget	Current Year Actual	YTD Budget - Original	Total Budget	Total Budget Variance	Percent Total Budget Remaining
Expenditures							
Capital Outlay							
Capital Improv-Infrastructure	4390 127,968.54	0.00	1,528,645.89	1,608,000.00	1,608,000.00	79,354.11	4.93%
Total Capital Outlay	127,968.54	0.00	1,528,645.89	1,608,000.00	1,608,000.00	79,354.11	4.93%
Total Expenditures	127,968.54	0.00	1,528,645.89	1,608,000.00	1,608,000.00	79,354.11	4.93%
Total	(127,968.54)	0.00	(1,528,645.89)	(1,608,000.00)	(1,608,000.00)	(79,354.11)	0.00%

CITY OF DARIEN
Statement of Revenues and Expenditures - Expenditures
Federal Equitable Sharing Fund
Drug Forfeiture Expenditures
From 2/1/2019 Through 2/28/2019

	Current Period Actual	Current Period Budget	Current Year Actual	YTD Budget - Original	Total Budget	Total Budget Variance	Percent Total Budget Remaining
Expenditures							
Materials and Supplies							
Dues and Subscriptions	4213 0.00	0.00	100,860.17	0.00	0.00	(100,860.17)	0.00%
Total Materials and Supplies	0.00	0.00	100,860.17	0.00	0.00	(100,860.17)	0.00%
Total Expenditures	0.00	0.00	100,860.17	0.00	0.00	(100,860.17)	0.00%
Total	0.00	0.00	(100,860.17)	0.00	0.00	100,860.17	0.00%

CITY OF DARIEN
Statement of Revenues and Expenditures - Expenditures
Capital Improvement Fund
Capital Fund Expenditures
From 2/1/2019 Through 2/28/2019

	Current Period Actual	Current Period Budget	Current Year Actual	YTD Budget - Original	Total Budget	Total Budget Variance	Percent Total Budget Remaining
Expenditures							
Contractual							
Consulting/Professional	4325 19,083.85	0.00	22,072.35	47,500.00	47,500.00	25,427.65	53.53%
Total Contractual	19,083.85	0.00	22,072.35	47,500.00	47,500.00	25,427.65	53.53%
Capital Outlay							
Ditch Projects	4376 18,210.50	0.00	1,805,751.35	1,959,700.00	1,959,700.00	153,948.65	7.85%
Sidewalk Replacement Program	4380 0.00	0.00	159,660.36	161,625.00	161,625.00	1,964.64	1.21%
Crack Seal Program	4382 0.00	0.00	154,176.00	154,181.00	154,181.00	5.00	0.00%
Curb & Gutter Replacement Prog	4383 0.00	0.00	390,827.76	433,335.00	433,335.00	42,507.24	9.80%
Capital Improv-Infrastructure	4390 0.00	0.00	92,694.48	0.00	0.00	(92,694.48)	0.00%
Street Reconstruction/Rehab	4855 0.00	0.00	1,158,623.19	1,294,100.00	1,294,100.00	135,476.81	10.46%
Total Capital Outlay	18,210.50	0.00	3,761,733.14	4,002,941.00	4,002,941.00	241,207.86	6.03%
Debt Service							
Debt Retire - Property	4945 0.00	0.00	194,177.50	194,427.00	194,427.00	249.50	0.12%
Total Debt Service	0.00	0.00	194,177.50	194,427.00	194,427.00	249.50	0.13%
Total Expenditures	37,294.35	0.00	3,977,982.99	4,244,868.00	4,244,868.00	266,885.01	6.29%
Total	(37,294.35)	0.00	(3,977,982.99)	(4,244,868.00)	(4,244,868.00)	(266,885.01)	0.00%

CITY OF DARIEN -- CASH RESERVES
February 28, 2019

FUND	FUND NAME	TOTAL
01	General Fund	\$ 2,127,234.34
02	Water Fund	\$ 3,213,188.00
03	MFT Fund	\$ 374,715.88
05	Impact Fees Fund	\$ -
7	Stormwater Management Fund	\$ 79,491.32
10	Special Service Area Tax Fund	\$ 14,493.25
11	State Drug Forfeiture Fund	\$ 10,370.20
12	Water Depreciation Fund	\$ 1,909,659.91
17	Federal Equitable Sharing Acct	\$ 218,771.44
18	Seized Asset Funds	\$ -
19	DOT - Federal Equitable Sharing	\$ 18,426.96
23	DUI Technology Fund	\$ 4,567.16
24	E-Citation Fund	\$ 1,208.46
25	Capital Improvement Fund	\$ 5,390,293.89
	TOTAL	\$ 13,362,420.81

Prior Month Cash Balance

\$ 12,705,572.01

Bank Accounts and Interest Rates	Account Balances
Republic Bank Drug Forfeiture Account - 1.93% *	\$ 10,370.20
Republic Bank Equitable Federal Sharing Acct - 1.93% *	\$ 237,198.40
Republic Bank Now Account - 1.93% *	\$ 11,197,078.85
Republic Bank Operating Account	\$ (33,884.23)
Republic Bank Payroll Account - Zero Balance Acct	\$ (106,001.71)
Illinois Funds Money Market Account - 2.438%	\$ 7,387.42
IMET Investment Fund 2.34%	\$ 16,741.55
Wintrust Community Bank 12 Month CD - 2.58% - MAT - 7/19/2019	\$ 1,015,827.04
Wintrust Community Bank 24 Month CD - 2.89% - MAT - 7/19/2020	\$ 1,017,703.29
	TOTAL
	\$ 13,362,420.81

Market Value

Letter of Credit as of 02/28/2019

\$ 20,000,000

* Republic Bank interest rate is Annual Percentage Rate



AGENDA MEMO
CITY COUNCIL
March 18, 2019

Issue Statement

Consideration of a Motion Granting a Waiver of the \$50.00 a Day Fee for the class “J” Temporary Liquor License for Our Lady of Peace.

BACKUP

Background/History

Our Lady of Peace will be conducting a Fundraiser on Friday, March 22, 2019 and has requested a waiver of the fee for the Temporary Liquor License as our Liquor License Code requires a \$50.00 per day fee.

Staff/Committee Recommendation

Staff recommends waiving the fee for the Temporary Liquor License for Our Lady of Peace.

Alternate Consideration

Not approving the motion at this time would be an alternate consideration.

Decision Mode

This item will be placed on the March 18, 2019 City Council Agenda for formal consideration.



March 13, 2019

Honorable Kathleen Weaver
Mayor – City of Darien
1701 Plainfield Road
Darien, Illinois 60561

Mayor Weaver:

Our Lady of Peace Parish will be conducting its 3rd Annual Fish Fry on March 22, 2019 in the school gym commencing at 4:30 pm and ending at 7:30 pm. In addition to an all you can eat dinner of fried fish, French Fries and Macaroni and Cheese, the Our Lady of Peace Home and School Association will be conducting a bake sale and the Mayslake Knights of Columbus will be selling beverages including, beer, wine, water and a variety of sodas. All proceeds go to assist the various ministries that service Our Lady of Peace and its parishioners.

We are requesting a temporary liquor license and a waiver of the fee for the requested liquor license. We anticipate serving 600 – 650 customers that evening, and our sale of these beverages will only take place during the hours of 4:30 – 7:30 pm.

We invite you to join us on March 22 and give our patrons an opportunity to congratulate you and thank you for your service to the City of Darien.

Yours truly,

Joseph Marchese
Deputy Grand Knight
Mayslake Council #4053

Cc: Christina Brunsen
Andrew Brunsen

CITY OF DARIEN

APPLICATION FOR TEMPORARY LIQUOR LICENSE

THIS APPLICATION IS FOR: CLASS "J" TEMPORARY LIQUOR LICENSE ✓

"THE SALE AT RETAIL OF ALCOHOLIC LIQUOR FOR CONSUMPTION ONLY AT THE LOCATION AND ON THE SPECIFIED DATES DESIGNATED FOR THE SPECIAL EVENT IN THE LICENSE." FEE IS \$50.00 PER DAY NOT TO EXCEED THREE (3) CONSECUTIVE DAYS.

NAME OF ORGANIZATION OR GROUP Our Lady of Peace Parish
ADDRESS 701 Plainfield Rd Darien PHONE 630-323-4333

TYPE OF EVENT ANNUAL FISH FRY

LOCATION OF EVENT Our Lady of Peace School Gym

DATE AND TIME OF EVENT March 22, 2019 - 4:30 pm - 6:30 pm

NAME OF APPLICANT OR REPRESENTATIVE JOSEPH A. Marchese

ADDRESS 8412 Kentwood Ct Darien PHONE 630-254-2421

NAME OF CHAIRMAN OF EVENT CHRISTINA Brunsen

ADDRESS 1710 Cass Ave Darien PHONE 630-413-4719

Joseph A. Marchese
Signature of Applicant

FEE: _____

DATE PAID: _____

Date Approved: _____

Application Approved: _____

License No. Issued _____

Kathleen Moesle Weaver, Liquor Commissioner

MANDATORY: PROOF OF DRAM SHOP INSURANCE MUST BE ATTACHED TO THIS APPLICATION COVERING DATE(S) OF EVENT AND DESIGNATING THE CITY OF DARIEN AS ADDITIONAL INSURED ALONG WITH A CHECK TO COVER FEE.

CITY OF DARIEN

RULES FOR COMPLIANCE WITH PUBLIC COMMENT REQUIREMENTS OF THE ILLINOIS OPEN MEETINGS ACT

I. PURPOSE OF RULES.

The purpose of these Rules is to comply with the requirement of Section 2.06 of the Illinois Open Meetings Act that a public comment section be provided at each meeting subject to the Open Meetings Act.

II. DEFINITION OF “PUBLIC BODY” or “BODY.”

For purposes of these Rules, the term “Public Body” or “Body” shall mean the City Council, any Committee of the City Council, and any Board and Commission established by the City Council.

III. RULES GOVERNING PUBLIC COMMENT.

A. Unless otherwise allowed by a majority vote of the Body, the public comment periods shall be as follows:

1. For the City Council, as set forth on the attached **Agenda template**.
2. For Council committees and advisory committees, at the conclusion of the meeting immediately before adjournment. At the direction of the Body, the floor may be opened for public comment in conjunction with specific agenda items.

B. Individuals seeking to make public comment to the Body shall be formally recognized by the Chair.

C. Individuals addressing the Body shall identify themselves by name, but need not provide their home address.

D. Individuals addressing the Body shall do so by addressing their comments to the Body

itself and shall not turn to address the audience.

E. Public comment time shall be limited to three (3) minutes per person.

F. An individual will be allowed a second opportunity to address the Body only after all other interested persons have addressed the Body and only upon the majority vote of the Body.

G. In the case of a special meeting, public comment will be limited to subject matters germane to the agenda of the special meeting.

IV. PUBLIC HEARING REQUIREMENTS.

Additional public comments periods will be allowed as required by law in the case of public hearing, subject to the same time constraints.

Approved by a Motion on November 17, 2014