
PRE-COUNCIL WORK SESSION — 7:00 P.M.

Agenda of the Regular Meeting

of the City Council of the

CITY OF DARIEN

April 15, 2019

7:30 P.M.

1. Call to Order
2. Pledge of Allegiance
3. Roll Call
4. Declaration of Quorum
5. Questions, Comments and Announcements — **General (This is an opportunity for the public to make comments or ask questions on any issue – 3 Minute Limit Per Person, Additional Public Comment Period - Agenda Item 18)**
6. Approval of Minutes – [April 1, 2019](#)
7. Receiving of Communications
8. Mayor's Report
 - A. Darien Arts Council
9. City Clerk's Report
10. City Administrator's Report
11. Department Head Information/Questions
 - A. Police Department Monthly Report — [March 2019](#)
 - B. Municipal Services
12. Treasurer's Report
 - A. Warrant Number — [18-19-24](#)
 - B. Monthly Report — [March 2019](#)
13. Standing Committee Reports

14. Questions and Comments — **Agenda Related (This is an opportunity for the public to make comments or ask questions on any item on the Council's Agenda – 3 Minute Limit Per Person)**
15. Old Business
16. Consent Agenda
17. New Business
18. Questions, Comments and Announcements — **General (This is an opportunity for the public to make comments or ask questions on any issue – 3 Minute Limit Per Person)**
19. Adjournment

THE 2019-2020 BUDGET PUBLIC HEARING WAS CALLED TO ORDER AT 7:00 P.M. BY MAYOR WEAVER. THE PUBLIC HEARING ADJOURNED AT 7:01 P.M.

A WORK SESSION WAS CALLED TO ORDER AT 7:01 P.M. BY MAYOR WEAVER FOR THE PURPOSE OF REVIEWING ITEMS ON THE APRIL 1, 2019 AGENDA WITH THE CITY COUNCIL. THE WORK SESSION ADJOURNED AT 7:20 P.M.

Minutes of the Regular Meeting

of the City Council of the

CITY OF DARIEN

April 1, 2019

7:30 P.M.

1. **CALL TO ORDER**

The regular meeting of the City Council of the City of Darien was called to order at 7:30 P.M. by Mayor Weaver.

2. **PLEDGE OF ALLEGIANCE**

Mayor Weaver led the Council and audience in the Pledge of Allegiance.

3. **ROLL CALL** — The Roll Call of Aldermen by Clerk Ragona was as follows:

Present:	Thomas J. Belczak	Joseph A. Marchese
	Thomas M. Chlystek	Ted V. Schauer
	Joseph A. Kenny	Lester Vaughan

Absent: Sylvia McIvor

Also in Attendance: Kathleen Moesle Weaver, Mayor
JoAnne E. Ragona, City Clerk
Michael J. Coren, City Treasurer
Bryon D. Vana, City Administrator
Gregory Thomas, Police Chief
Daniel Gombac, Director of Municipal Services

4. **DECLARATION OF A QUORUM** — There being seven aldermen present, Mayor Weaver declared a quorum.

5. **QUESTIONS, COMMENTS AND ANNOUNCEMENTS – GENERAL**

Mark Barbato, Sterling Bay, commented regarding the proposed amendment to the zoning code for property at Cass Avenue and I55. He advised Council of an unintended consequence of the existing language surrounding Tier II chemicals and the ability to store battery powered forklift trucks on the premise. Council discussion ensued; the amendment was moved from the Consent Agenda to New Business for discussion and approval.

6. **APPROVAL OF MINUTES**

A. ADMINISTRATIVE/FINANCE COMMITTEE-OF-THE-WHOLE – FEBRUARY 20, 2019

It was moved by Alderman Schauer and seconded by Alderman Belczak to approve the minutes of the Administrative/Finance Committee-of-the-Whole Meeting of February 20, 2019.

Roll Call: Ayes: Belczak, Chlystek, Kenny, Marchese, Schauer, Vaughan

 Nays: None

 Absent: McIvor

Results: Ayes 6, Nays 0, Absent 1

MOTION DULY CARRIED

B. ADMINISTRATIVE/FINANCE COMMITTEE-OF-THE-WHOLE – FEBRUARY 26, 2019

It was moved by Alderman Marchese and seconded by Alderman Belczak to approve the minutes of the Administrative/Finance Committee-of-the-Whole Meeting of February 26, 2019.

Roll Call: Ayes: Belczak, Chlystek, Kenny, Marchese, Schauer,
Abstain: Vaughan
Nays: None
Absent: McIvor

Results: Ayes 6, Nays 0, Absent 1
MOTION DULY CARRIED

C. CITY COUNCIL MEETING – MARCH 18, 2019

It was moved by Alderman Belczak and seconded by Alderman Schauer to approve the minutes of the City Council Meeting of March 18, 2019.

Roll Call: Ayes: Belczak, Chlystek, Marchese, Schauer, Vaughan
Abstain: Kenny
Nays: None
Absent: McIvor

Results: Ayes 6, Nays 0, Absent 1
MOTION DULY CARRIED

7. **RECEIVING OF COMMUNICATIONS**

Alderman Chlystek thanked Mayor Weaver on behalf of Ward Four residents for 33 years of relentless service and commitment to our City. He complimented her strength, endurance, and love in making the City a better place to live; he presented Mayor Weaver with a card.

8. **MAYOR'S REPORT**

There was no report.

9. **CITY CLERK'S REPORT**

Clerk Ragona...

...announced a Meet and Greet with Mayor Weaver will be held on Monday, April 15, 2019 at 6:00 P.M. in the City Hall Conference Room.

...reminded everyone to vote in the Consolidated Election on April 2, 2019; polling places are open from 6:00 A.M. – 7:00 P.M.

10. **CITY ADMINISTRATOR’S REPORT**

There was no report.

11. **DEPARTMENT HEAD INFORMATION/QUESTIONS**

A. POLICE DEPARTMENT – NO REPORT

Chief Thomas commented on:

- Communication channels/number of followers
 - Twitter/980; Facebook/2500; Direct Connect/4000
- April: Distracted Driver Month – “Drive Carefully”

Chief Thomas addressed Council questions.

B. MUNICIPAL SERVICES – NO REPORT

Director Gombac commented regarding construction season; he asked residents to be patient and mindful of posted signage.

12. **TREASURER’S REPORT**

A. WARRANT NUMBER 18-19-23

It was moved by Alderman Kenny and seconded by Alderman Schauer to approve payment of Warrant Number 18-19-23 in the amount of \$167,289.67 from the enumerated funds, and \$246,097.25 from payroll funds for the period ending 03/28/19 for a total to be approved of \$413,386.92.

Roll Call: Ayes: Belczak, Chlystek, Kenny, Marchese, Schauer, Vaughan

Nays: None

Absent: McIvor

Results: Ayes 6, Nays 0, Absent 1

MOTION DULY CARRIED

13. **STANDING COMMITTEE REPORTS**

Administrative/Finance Committee – Chairman Schauer announced the next meeting of the Administrative/Finance Committee is scheduled for May 6, 2019 at 6:00 P.M. in the City Hall Conference Room.

Municipal Services Committee – Chairman Marchese stated the minutes of the February 25, 2019 meeting were approved and submitted to the Clerk’s Office. He announced the next meeting of the Municipal Services Committee is scheduled for April 22, 2019 at 6:30 P.M.

Police Committee – Clerk Ragona advised the next meeting of the Police Committee is scheduled for April 15, 2019 at 6:00 P.M. in the Police Department Training Room

14. **QUESTIONS AND COMMENTS – AGENDA RELATED**

There were none.

15. **OLD BUSINESS**

There was no Old Business.

16. **CONSENT AGENDA**

Mayor Weaver reiterated that Consent Agenda Item D was moved to New Business Item A.

It was moved by Alderman Belczak and seconded by Alderman Kenny to approve by Omnibus Vote the following items on the Consent Agenda:

- | | |
|--|--|
| A. CONSIDERATION OF A MOTION TO GRANT A WAIVER OF THE RAFFLE LICENSE BOND REQUIREMENT FOR THE DARIEN DISTRICT 61 EDUCATIONAL FOUNDATION | |
| B. ORDINANCE NO. O-11-19 | AN ORDINANCE APPROVING A VARIATION TO THE DARIEN ZONING ORDINANCE (PZC 2019-01: 419 PLAINFIELD ROAD, TRI-STATE FIRE TOWER |
| C. ORDINANCE NO. O-12-19 | AN ORDINANCE GRANTING A MINOR AMENDMENT TO AN APPROVED PLANNED UNIT DEVELOPMENT (CROSSROADS OF DARIEN – “CARING NETWORK”) |
| D. RESOLUTION NO. R-45-19 | A RESOLUTION TO AUTHORIZE THE PRIVATE PROPERTY REAR YARD STORM |

WATER MANAGEMENT ASSISTANCE PROJECTS:

1. PROJECT FYE20-2 – 7616-20-24 BAIMBRIDGE DR. IN AN AMOUNT NOT TO EXCEED \$12,248, (CITY COST \$8,436 RESIDENT REIMBURSEMENT \$3,812)
2. PROJECT FYE20-3 – 7023 SIERRA DR. IN AN AMOUNT NOT TO EXCEED \$9,550, (CITY COST \$6,412 RESIDENT REIMBURSEMENT \$3,138)
3. PROJECT FYE20-4 – 7921-25-29-33 PINE CT. AND 7922-26-30-34 ADAMS ST. IN AN AMOUNT NOT TO EXCEED \$9,326, (CITY COST \$6,244 RESIDENT REIMBURSEMENT \$3,082)
4. PROJECT FYE20-6 - 7802 & 7806 STRATFORD PL. IN AN AMOUNT NOT TO EXCEED \$5,715, (CITY COST \$3,536 RESIDENT REIMBURSEMENT \$2,179)
5. PROJECT FYE20-8 – 2961 & 2971 BELLER DR. AND 8512 & 8524 MEADOW LN. IN AN AMOUNT NOT TO EXCEED \$4,000, (CITY COST \$3,000 RESIDENT REIMBURSEMENT \$1,000)
6. PROJECT FYE20-9 – 1605-1609-13 DARIEN CLUB DR. IN AN AMOUNT NOT TO EXCEED \$13,720, (CITY COST \$9,540 RESIDENT REIMBURSEMENT \$4,180)
7. PROJECT FYE20-10 – 1513-09-05-01 73RD ST. AND 1514-10-06-02 SHELLEY CT, IN AN AMOUNT NOT TO EXCEED \$11,735 (CITY COST \$8,051 RESIDENT REIMBURSEMENT \$3,684)
8. PROJECT FYE20-11 – 7101 WIRTH DR. IN AN AMOUNT NOT TO EXCEED \$3,676, (CITY COST \$2,676 RESIDENT REIMBURSEMENT \$1,000)
9. PROJECT FYE20-14 – 6801-08-13 SCOTCH PINE TRL. IN AN AMOUNT NOT TO EXCEED \$19,495, (CITY COST \$12,521 RESIDENT REIMBURSEMENT \$6,974)
10. PROJECT FYE20-15 – 6817-21 WHITE PINE TRL. IN AN AMOUNT NOT TO EXCEED \$12,256, (CITY COST \$7,092 RESIDENT REIMBURSEMENT \$5,164)
11. PROJECT FYE20-17 – 1524-28-32 WILLOW CREEK LN. IN AN AMOUNT NOT TO EXCEED \$14,658 (CITY COST \$10,244 RESIDENT REIMBURSEMENT \$4,414)
12. PROJECT FYE20-18 – 1017-1013 WILLOW LN. AND 1022-1018 BELAIR DR. IN AN AMOUNT NOT TO EXCEED \$16,751, (CITY

COST \$11,813 RESIDENT REIMBURSEMENT \$4,938)

13. PROJECT FYE20-19 - 6914 SIERRA DR. IN AN AMOUNT NOT TO EXCEED \$7,957, (CITY COST \$5,218 RESIDENT REIMBURSEMENT \$2,739)

14. PROJECT FYE20-20 – 2951 MEADOW CT. & 2940 HARVEST PL. IN AN AMOUNT NOT TO EXCEED \$3,459, (CITY COST \$2,459 RESIDENT REIMBURSEMENT \$1,000)

E. RESOLUTION NO. R-46-19

A RESOLUTION ACCEPTING A STORM SEWER EASEMENT FROM THE FOLLOWING PROPERTY: 7023 SIERRA DRIVE 09-22-310-019

F. RESOLUTION NO. R-47-19

A RESOLUTION ACCEPTING A STORM SEWER EASEMENT FROM THE FOLLOWING PROPERTY: 7806 STRATFORD PLACE 09-27-308-030

G. RESOLUTION NO. R-48-19

A RESOLUTION AUTHORIZING THE PURCHASE OF ONE (1) NEW 2020 PETERBILT MODEL 348 CAB, UNIT 101, AND CHASSIS FROM JX PETERBILT IN AN AMOUNT NOT TO EXCEED \$101,821.56

H. RESOLUTION NO. R-49-19

A RESOLUTION ACCEPTING A PROPOSAL FROM MONROE TRUCK EQUIPMENT FOR THE PURCHASE OF A DUMP BODY AND SNOW PLOW EQUIPMENT PACKAGE, LIGHTING ACCESSORIES, AND HYDRAULIC CONTROLS, FOR THE 2020 PETERBILT MODEL 348, IN AN AMOUNT NOT TO EXCEED \$102,172.00

I. RESOLUTION NO. R-50-19

A RESOLUTION AUTHORIZING THE PURCHASE OF ONE NEW 2019, FORD F-350 4X4 SUPER CAB FROM CURRIE COMMERCIAL CENTER IN AN AMOUNT NOT TO EXCEED \$59,234

J. RESOLUTION NO. R-51-19

A RESOLUTION AUTHORIZING THE PURCHASE AND INSTALLATION OF THE FOLLOWING FROM B&H EQUIPMENT SPECIALISTS, INC. IN AN AMOUNT NOT TO EXCEED \$12,618:

1. ONE 3-COMPARTMENT DOUBLE WALL UL 142 FLUID STORAGE TANK WITH ALL FITTINGS, SIGHT GAUGES AND VENTS, ALSO WITH (3) 5:1 RATIO OIL PUMPS, (3) ½" X 50' HOSE REELS, (3) ELECTRONIC

METERED DISPENSE VALVES, AIR REGULATORS, CONNECTING HOSES
2. ONE 4-TANK STACKABLE POLY SYSTEM – 60 GALLON EACH ON STAND WITH GRAVITY FEED PUMPING, DRIP TRAYS, SECONDARY CONTAINMENT

K. ORDINANCE NO. O-14-19

AN ORDINANCE APPROVING A VARIATION TO THE DARIEN SIGN CODE (PZC 2018-09: AUTO-MOBILE CENTER OF DARIEN, 6710 ROUTE 83)

Roll Call: Ayes: Belczak, Chlystek, Kenny, Marchese, Schauer, Vaughan

Nays: None

Absent: McIvor

Results: Ayes 6, Nays 0, Absent 1

MOTION DULY CARRIED

17. **NEW BUSINESS**

A. CONSIDERATION OF A MOTION TO APPROVE AN ORDINANCE AMENDING THE DARIEN ZONING CODE SECTION 5A-9-1-2 PROHIBITED ACTIVITES AND SECTION 5A-12-4-8 REGISTER POLLUTANTS (PZC 2018-11: CHEMICAL USES)

It was moved by Alderman Belczak and seconded by Alderman Vaughan to approve the motion as presented.

MOTION TO AMEND

Alderman Marchese motioned and Alderman Schauer seconded to accept amendments Section 5A-9-1-2 and Section 5A-12-4-8 as proposed.

Council discussion ensued.

There was a call for the question on the amendment.

Roll Call: Ayes: Belczak, Chlystek, Kenny, Marchese, Schauer, Vaughan

Nays: None

Absent: McIvor

Results: Ayes 6, Nays 0, Absent 1

AMENDING MOTION CARRIED

There was a call for the question on the original motion.

ORDINANCE NO. O-13-19

AN ORDINANCE AMENDING THE DARIEN ZONING CODE SECTION 5A-9-1-2 PROHIBITED ACTIVITES AND SECTION 5A-12-4-8 REGISTER POLLUTANTS (PZC 2018-11: CHEMICAL USES)

as amended.

Roll Call: Ayes: Belczak, Chlystek, Kenny, Marchese, Schauer, Vaughan

Nays: None

Absent: McIvor

Results: Ayes 6, Nays 0, Absent 1

MOTION DULY CARRIED

B. CONSIDERATION OF A MOTION TO APPROVE AN ORDINANCE APPROVING THE 2019-2020 BUDGET.

It was moved by Alderman Kenny and seconded by Alderman Schauer to approve the motion as presented.

ORDINANCE NO. O-15-19

AN ORDINANCE APPROVING THE 2019-2020 BUDGET

Roll Call: Ayes: Belczak, Chlystek, Kenny, Marchese, Schauer, Vaughan

Nays: None

Absent: McIvor

Results: Ayes 6, Nays 0, Absent 1

MOTION DULY CARRIED

18. **QUESTIONS, COMMENTS AND ANNOUNCEMENTS – GENERAL**

Tri-State Chief Molinaro thanked the Council for approving the variation that will affect emergency service within the City.

Alderman Marchese inquired regarding the clean-up efforts surrounding Sterigenics; accordingly, the ILEPA will oversee the environmental clean-up process. Council discussion ensued. Administrator Vana will contact Willowbrook Administrator Halik.

19. **ADJOURNMENT**

There being no further business to come before the City Council, it was moved by Alderman Kenny and seconded by Alderman Vaughan to adjourn the City Council meeting.

VIA VOICE VOTE – MOTION DULY CARRIED

The City Council meeting adjourned at 8:16 P.M.

Mayor

City Clerk

All supporting documentation and report originals of these minutes are on file in the Office of the City Clerk under File Number 4-01-19. Minutes of 4-01-19 CCM.

Darien Police Department

Monthly Report

March 2019



Community Notifications

At the March 18th City Council Meeting there was much discussion on notifying the public on police situations that may be occurring or had occurred in their neighborhood. Several years ago the City entered into an agreement with Nixle to transmit such information. However, we only had about 380 users by the time we stopped paying for the service. We opted to go with Twitter a more frequently used method of communication and we now have more than two and a half times the amount of people receiving notifications than our prior method. We are at 984 followers and we are following 17 agencies (school districts, surrounding police agencies, etc.).

Even with the increased reach we still only reach about 5% of the population with Twitter and many people don't have internet or internet access. Many don't use Twitter but use some other form(s) of social media. To this end the city continues to post information on their website, Facebook and Direct Connect. We have now linked our tweets with Facebook so even if a person does not have Twitter s/he can still get the same information via Facebook.

Our reach has increased tremendously as we continue to strive to be transparent. In addition to the 984 followers on Twitter we have 2,510 followers on Facebook, 4,034 people who receive Darien's Direct Connect. I don't know how many people are on one or more of the platforms (Twitter, Facebook & Direct Connect), but it appears that between the various methods around 1/4th of the public is reached with some form of social media.

We will be posting information via Twitter on: Residential Burglary, Armed Robbery, Aggravated Robbery, Home Invasion, Vehicular Hijacking, Scams/ Frauds (that occur at a home), and Vehicle Burglary.

I would caution that when you see an increase in the frequency of communication that you don't believe there is a crime spree. Please follow the Monthly Report that is put out each month that contains crime information it will be more detailed on crime increasing or decreasing. For example, if you look at page 5 crime report you would see that crime (year to date) has dropped 15½% from last year and dropped 53% from five years ago.

The police and public don't communicate the same. Many times the public may call a certain crime a robbery when in fact it was a burglary. Not to get too technical but in order for me to advise police personnel how to handle information I have to be specific. When the public wants to know information they too should receive the right information.


Therefore here are the definitions that we'll be using. A robbery is the taking of property from a person by force or threat of force. An Armed Robbery is when that robbery occurs with a weapon. We have to prove there was a deadly weapon. An Aggravated Robbery is when a robbery is committed but we cannot prove there was a deadly weapon but one was implied. Home invasion is when a person enters a home to do physical harm to an occupant, not to take property. A Residential Burglary is when an offenders enters or remains in the home to commit a theft or other felony. Vehicular hijacking is when an offender takes a car by force or threat of force – it is very similar to an Armed Robbery except the property is specifically a vehicle. There are a number of scams many on the internet or phone, and some in person. Scams such as trying to convince you that there is a problem with your water, gas, electric and the person needs to correct it by coming

into your house. Scams related to your roof or driveway are also popular. If these occur we will be making a notification via twitter. A vehicle burglary is like a residential burglary except the offender made entry into a vehicle in order to take something of value from it.

Distracted Driving


April is National Distracted Driver Awareness Month. We've asked our officers to continue to be diligent in their enforcement. In fact between 2017 and 2018 distracted driving was up 68%. There are many agencies that will be focusing on distracted driving in April.

Attached is a Frequently Asked Questions about the Distracted Driver Law.



Everyone does it...

A recent AAA study found almost everyone reaches for something, adjusts a control, or gets distracted at some point while driving, which is one of the reasons distracted driving is such a big problem. Driver inattention is a factor in more than 1.6 million crashes in North America annually, resulting in serious injuries, deaths, and an economic impact that some experts say reaches nearly \$40 billion per year.



Frequently Asked Questions

Q. Does cell phone use while driving cause traffic crashes?

A. Research shows that driving while using a cell phone can pose a serious cognitive distraction and degrade driver performance. The use of a cell phone while driving increases your chance of getting into a crash by 400%. Texting while driving makes you 23 times more likely to crash.

Q. Is it legal to use a hand-held cell phone device behind the wheel?

A. The law permits the use of a cell phone only when using a bluetooth headset, earpiece, or voice activated commands.


Q. Is talking on a cell phone any worse than having a conversation with someone in the car?

A. Any activity a driver engages in while driving has the potential to distract him/her from the primary task of driving. Some research findings comparing cell phone use to passenger conversations while driving show each to be equally risky, while others show cell phone use to be more risky. A significant difference between the two is the fact that a passenger can monitor the driving situation along with the driver and pause for, or alert the driver to, potential hazards.

For more information, or to request a safety presentation, you may send an email to the ISP Safety Education Unit at:
Safety_Education@isp.state.il.us
or call 217/782-6637



You can also visit us on the web at:
www.state.il.us/safety/eduprogs.cfm

Printed by the Authority of the State of Illinois
ISP Central Printing Section
Printed on Recycled Paper
ISP 1-230 (7/17) 5M
www.illinois.gov www.isp.state.il.us



Distracted Driving

What is a Text Worth?

Illinois law prohibits the use of handheld cellphones, texting or using other electronic communications while operating a motor vehicle. Hands-free devices or Bluetooth technology is allowed for persons age 19 and older.

Illinois law also prohibits the use of headsets while driving. Headsets are defined as any device, other than a hearing aid, that allows a person to hear or receive electronic communications. The use of a single-sided headset or earpiece with a wireless/cellphone device is permitted while driving. Motorcycle, motor-driven cycle and moped operators may use intercom helmets that permit a driver and/or passengers to speak to one another.

Using hands-free technology such as a headset or voice activated controls is considered a distraction while driving and can be dangerous. If a driver must make a phone call, even with hands-free technology, it is recommended the driver pull off to the side of the road before making the call.

Using a cellphone while holding the device and utilizing the speaker phone is not considered hands free and is a violation of Illinois law.

The only time an Illinois driver can use a cellphone that is not hands free is:

- To report an emergency situation.
- While parked on the shoulder of a roadway.
- While stopped due to normal traffic being obstructed and the vehicle is in neutral or park.

A driver who is in a crash resulting from distracted driving may face criminal penalties and incarceration.

WHEN DRIVING DO YOU...

- Shave
- Text or email
- Read or write
- Tune the radio
- Put on makeup
- Eat, drink, or smoke
- Talk on the cell phone
- Comb or brush your hair
- File, clip, or polish your nails
- Argue with another passenger
- Reach for the glove compartment
- Break up fights between your kids
- Put in contact lenses or use eye drops
- Pick something up from the floor or between the seats

IF SO, YOU ARE DRIVING DISTRACTED

Don't multi-task when driving.

Driving is complicated enough without becoming distracted by doing other things too. Don't use the vehicle's mirrors for personal grooming when the vehicle is in motion or try to read or write while you're behind the wheel.

National Highway Traffic Safety Administration (NHTSA) records show nearly 6,000 people died last year in crashes involving a distracted or inattentive driver, and more than half a million were injured.

Don't touch that dial.

Adjust seat positions, climate controls, sound systems, and other devices before you leave or while the vehicle is stopped. Know how your controls work so if you must adjust something on the go, you'll be less distracted. Use presets for radio and climate control, or have your passenger assist you.

How to Avoid Being Distracted

- Limit interaction with passengers
 - Avoid talking while driving
- Avoid taking your eyes off the road
 - Keep both hands on the wheel

Practice good habits by turning your phone off before you drive so you won't be tempted to answer calls on the road.

Calls for Service Summary

March 2019

Citizen Generated Events

	<u>Mar</u> <u>2019</u>	<u>Mar</u> <u>2018</u>	<u>1 Year</u> <u>Change</u>	<u>YTD</u> <u>2019</u>	<u>YTD</u> <u>2018</u>	<u>1 Year</u> <u>Change</u>
Beat 1	166	169	-1.8%	474	487	-2.7%
Beat 2	164	174	-5.7%	431	476	-9.5%
Beat 3	205	219	-6.4%	613	681	-10.0%
Out of Town	15	8	87.5%	35	31	12.9%
Total	550	570	-3.5%	1553	1675	-7.3%
Shift 1	244	201	21.4%	693	645	7.4%
Shift 2	247	276	-10.5%	666	757	-12.0%
Shift 3	59	93	-36.6%	194	273	-28.9%
Total	550	570	-3.5%	1553	1675	-7.3%

Top Ten Incidents Categories

Citizen Assist	74	69	7.2%	222	244	-9.0%
Investigative	74	68	8.8%	201	194	3.6%
Alarm	52	63	-17.5%	139	185	-24.9%
Accident	43	54	-20.4%	135	148	-8.8%
Suspicion	37	53	-30.2%	105	134	-21.6%
Administrative	34	41	-17.1%	105	113	-7.1%
Public Order	43	30	43.3%	86	99	-13.1%
Disorder	26	33	-21.2%	66	88	-25.0%
Domestic	15	25	-40.0%	54	88	-38.6%
Agency Assist	30	24	25.0%	76	71	7.0%
Medical/Ambulance	22	30	-26.7%	50	69	-27.5%
Traffic	24	17	41.2%	75	56	33.9%
Theft	8	21	-61.9%	47	44	6.8%
Parking	10	6	66.7%	36	31	16.1%
Animal	28	10	180.0%	56	28	100.0%
Burglary	3	3	0.0%	10	13	-23.1%
Forgery	9	5	80.0%	20	13	53.8%
Hazard	2	0	0.0%	15	12	25.0%
Fire	2	6	-66.7%	16	12	33.3%
Missing Person	3	3	0.0%	10	7	42.9%
Warrant	3	1	200.0%	9	7	28.6%
Assault	4	1	300.0%	7	7	0.0%
Drug	1	4	-75.0%	5	6	-16.7%
Weapons Violations	2	1	100.0%	5	3	66.7%
Rape	1	2	-50.0%	3	3	0.0%
Robbery	0	0	0.0%	0	0	0.0%
Total	550	570	-3.5%	1553	1675	-7.3%

Calls for Service Summary (continued)

March 2019

Officer Initiated Event Category						
	<u>Mar</u> <u>2019</u>	<u>Mar</u> <u>2018</u>	<u>1 Year</u> <u>Change</u>	<u>YTD</u> <u>2019</u>	<u>YTD</u> <u>2018</u>	<u>1 Year</u> <u>Change</u>
Crime Prevention	576	551	4.5%	1784	1709	4.4%
Traffic	467	383	21.9%	1366	1018	34.2%
Administrative	100	101	-1.0%	298	337	-11.6%
Citizen Assist	109	101	7.9%	264	252	4.8%
Focused Patrol	37	74	-50.0%	116	200	-42.0%
Community Engagement	16	33	-51.5%	61	95	-35.8%
Suspicion	51	27	88.9%	118	67	76.1%
Agency Assist	17	15	13.3%	59	36	63.9%
Public Order	4	5	-20.0%	21	25	-16.0%
Accident	2	4	-50.0%	8	22	-63.6%
Investigative	4	5	-20.0%	13	20	-35.0%
Parking	7	6	16.7%	30	16	87.5%
Burglary	0	0	0.0%	1	5	-80.0%
Disorder	0	1	-100.0%	1	5	-80.0%
Warrant	2	2	0.0%	2	3	-33.3%
Theft	0	2	-100.0%	7	3	133.3%
Domestic	0	0	0.0%	0	3	-100.0%
Medical	0	2	-100.0%	0	3	-100.0%
Sex Offenses	3	1	200.0%	4	2	100.0%
Animal	1	1	0.0%	4	2	100.0%
Forgery	0	0	0.0%	3	2	50.0%
Alarm	1	1	0.0%	1	1	0.0%
Hazard	1	0	0.0%	4	1	300.0%
Missing Person	0	1	-100.0%	1	1	0.0%
Assault	2	0	0.0%	2	1	100.0%
Drug	0	0	0.0%	0	1	-100.0%
Weapon Related	0	1	-100.0%	0	1	-100.0%
Fire	0	0	0.0%	0	0	0.0%
Robbery	0	0	0.0%	0	0	0.0%
Alcohol	0	0	0.0%	0	0	0.0%
Total	1400	1317	6.3%	4168	3831	8.8%

Crime Report

March 2019

Part 1 Offenses

	<u>March</u> <u>2019</u>	<u>March</u> <u>2018</u>	<u>March</u> <u>2014</u>	<u>1 Year</u> <u>Change</u>	<u>5 Year</u> <u>Change</u>	<u>YTD</u> <u>2019</u>	<u>YTD</u> <u>2018</u>	<u>YTD</u> <u>2014</u>	<u>1 Year</u> <u>Change</u>	<u>5 Year</u> <u>Change</u>
Murder	0	0	0	0.0%	0.0%	0	0	0	0.0%	0.0%
Sexual Assault	1	0	0	0.0%	0.0%	1	3	0	-66.7%	0.0%
Robbery	0	0	0	0.0%	0.0%	0	0	3	0.0%	-100.0%
Assault & Battery	0	1	0	-100.0%	0.0%	0	2	4	-100.0%	-100.0%
Violent Crime	1	1	0	0.0%	0.0%	1	5	7	-80.0%	-85.7%
Burglary	4	1	2	300.0%	100.0%	7	6	6	16.7%	16.7%
Theft	1	12	10	-91.7%	-90.0%	27	32	62	-15.6%	-56.5%
Motor Vehicle Theft	0	1	0	-100.0%	0.0%	3	2	1	50.0%	200.0%
Arson	0	0	2	0.0%	-100.0%	0	0	5	0.0%	-100.0%
Property Crime	5	14	14	-64.3%	-64.3%	37	40	74	-7.5%	-50.0%
Part One Crime	6	15	14	-60.0%	-57.1%	38	45	81	-15.6%	-53.1%

Part 2 Offenses

	<u>March</u> <u>2019</u>	<u>March</u> <u>2018</u>	<u>March</u> <u>2014</u>	<u>1 Year</u> <u>Change</u>	<u>5 Year</u> <u>Change</u>	<u>YTD</u> <u>2019</u>	<u>YTD</u> <u>2018</u>	<u>YTD</u> <u>2014</u>	<u>1 Year</u> <u>Change</u>	<u>5 Year</u> <u>Change</u>
Assault	1	0	0	0.0%	0.0%	2	1	0	100.0%	0.0%
Battery	3	2	0	50.0%	0.0%	11	10	0	10.0%	0.0%
Domestic Battery	3	8	0	-62.5%	0.0%	7	20	0	-65.0%	0.0%
Criminal Damage	4	7	0	-42.9%	0.0%	7	17	0	-58.8%	0.0%
Criminal Trespass	3	0	0	0.0%	0.0%	4	1	0	300.0%	0.0%
Disorderly Conduct	2	1	0	100.0%	0.0%	9	12	0	-25.0%	0.0%

Arrest Report

March 2019

Part One Offenses

	<u>Mar</u> <u>2019</u>	<u>Mar</u> <u>2018</u>	<u>Mar</u> <u>2014</u>	<u>1 Year</u> <u>Change</u>	<u>5 Year</u> <u>Change</u>	<u>YTD</u> <u>2019</u>	<u>YTD</u> <u>2018</u>	<u>YTD</u> <u>2014</u>	<u>1 Year</u> <u>Change</u>	<u>5 Year</u> <u>Change</u>
Murder	0	0	0	0.0%	0.0%	0	0	0	0.0%	0.0%
Sexual Assault	0	0	0	0.0%	0.0%	0	0	0	0.0%	0.0%
Robbery	0	0	0	0.0%	0.0%	0	0	0	0.0%	0.0%
Assault & Battery	0	0	0	0.0%	0.0%	0	1	0	-100.0%	0.0%
Violent Crime	0	0	0	0.0%	0.0%	0	1	0	-100.0%	0.0%
Burglary	2	0	0	0.0%	0.0%	2	0	0	0.0%	0.0%
Theft	1	6	0	-83.3%	0.0%	10	12	0	-16.7%	0.0%
Motor Vehicle Theft	0	0	0	0.0%	0.0%	0	0	0	0.0%	0.0%
Arson	0	0	0	0.0%	0.0%	0	0	0	0.0%	0.0%
Property Crime	3	6	0	-50.0%	0.0%	12	12	0	0.0%	0.0%
Part One Crime	3	6	0	-50.0%	0.0%	12	13	0	-7.7%	0.0%

Part Two Offenses

	<u>Mar</u> <u>2019</u>	<u>Mar</u> <u>2018</u>	<u>Mar</u> <u>2014</u>	<u>1 Year</u> <u>Change</u>	<u>5 Year</u> <u>Change</u>	<u>YTD</u> <u>2019</u>	<u>YTD</u> <u>2018</u>	<u>YTD</u> <u>2014</u>	<u>1 Year</u> <u>Change</u>	<u>5 Year</u> <u>Change</u>
Assault	0	0	0	0.0%	0.0%	0	0	0	0.0%	0.0%
Battery	0	1	0	-100.0%	0.0%	2	3	0	-33.3%	0.0%
Domestic Battery	1	2	0	-50.0%	0.0%	1	10	0	-90.0%	0.0%
Criminal Damage	0	0	0	0.0%	0.0%	0	1	0	-100.0%	0.0%
Criminal Trespass	2	0	0	0.0%	0.0%	2	0	0	0.0%	0.0%
Disorderly Conduct	0	0	0	0.0%	0.0%	3	10	0	-70.0%	0.0%
Alcohol Possession	0	0	0	0.0%	0.0%	1	1	0	0.0%	0.0%
Alcohol Consumption	0	1	0	-100.0%	0.0%	1	1	0	0.0%	0.0%

Arrest Report

March 2019

Drug Related Offenses

	<u>Mar</u> <u>2019</u>	<u>Mar</u> <u>2018</u>	<u>Mar</u> <u>2014</u>	<u>1 Year</u> <u>Change</u>	<u>5 Year</u> <u>Change</u>	<u>YTD</u> <u>2019</u>	<u>YTD</u> <u>2018</u>	<u>YTD</u> <u>2014</u>	<u>1 Year</u> <u>Change</u>	<u>5 Year</u> <u>Change</u>
Cannabis	0	0	0	0.0%	0.0%	0	0	0	0.0%	0.0%
Controlled Substance	0	1	0	-100.0%	0.0%	3	2	0	50.0%	0.0%
Hypodermic Syringes	0	0	0	0.0%	0.0%	0	0	0	0.0%	0.0%
Drug Paraphernalia	0	0	0	0.0%	0.0%	0	1	0	-100.0%	0.0%
Methamphetamine	0	0	0	0.0%	0.0%	0	0	0	0.0%	0.0%

Adult / Juvenile

	<u>Mar</u> <u>2019</u>	<u>Mar</u> <u>2018</u>	<u>Mar</u> <u>2014</u>	<u>1 Year</u> <u>Change</u>	<u>5 Year</u> <u>Change</u>	<u>YTD</u> <u>2019</u>	<u>YTD</u> <u>2018</u>	<u>YTD</u> <u>2014</u>	<u>1 Year</u> <u>Change</u>	<u>5 Year</u> <u>Change</u>
Adult	12	28	0	-57.1%	0.0%	50	84	0	-40.5%	0.0%
Juvenile	0	3	0	-100.0%	0.0%	6	14	0	-57.1%	0.0%

Warrants

	<u>Mar</u> <u>2019</u>	<u>Mar</u> <u>2018</u>	<u>Mar</u> <u>2014</u>	<u>1 Year</u> <u>Change</u>	<u>5 Year</u> <u>Change</u>	<u>YTD</u> <u>2019</u>	<u>YTD</u> <u>2018</u>	<u>YTD</u> <u>2014</u>	<u>1 Year</u> <u>Change</u>	<u>5 Year</u> <u>Change</u>
Served	2	2	0	0.0%	0.0%	10	10	0	0.0%	0.0%

Traffic Summary

March 2019

Accidents

Type of Accident	<u>Mar</u> <u>2019</u>	<u>Mar</u> <u>2018</u>	<u>Percent</u> <u>Change</u>	<u>YTD</u> <u>2019</u>	<u>YTD</u> <u>2018</u>	<u>Percent</u> <u>Change</u>
Property Damage	39	53	-26.4%	128	152	-15.8%
Personal Injury	3	8	-62.5%	14	13	7.7%
Fatal	0	0	0.0%	0	0	0.0%
Total	42	61	-31.1%	142	165	-13.9%
Fatalities	0	0	0.0%	0	0	0.0%
Hit & Run	10	2	400.0%	24	18	33.3%
Private Property	17	23	-26.1%	51	54	-5.6%
DUI	0	0	0.0%	1	1	0.0%

Traffic Summary (continued)

March 2019

Enforcement

	<u>Mar</u> <u>2019</u>	<u>Mar</u> <u>2018</u>	<u>Percent</u> <u>Change</u>	<u>YTD</u> <u>2019</u>	<u>YTD</u> <u>2018</u>	<u>Percent</u> <u>Change</u>
Traffic Stops	431	299	44.1%	1212	790	53.4%
Moving Citation	122	104	17.3%	276	265	4.2%
Moving Warning	192	132	45.5%	465	337	38.0%
Total Moving	314	236	33.1%	741	602	23.1%
Non-Moving Citation	76	58	31.0%	217	152	42.8%
Non-Moving Warning	108	74	45.9%	371	218	70.2%
Total Non-Moving	184	132	39.4%	588	370	58.9%
Total Warning	300	206	45.6%	836	555	50.6%
Total Citations	198	162	22.2%	493	417	18.2%
Total Enforcement Actions	498	368	35.3%	1329	972	36.7%
DUI Arrests	4	5	-20.0%	16	9	77.8%
Category						
Speed	230	159	44.7%	505	384	31.5%
Registration	58	39	48.7%	190	136	39.7%
Traffic Sign or Signal	31	36	-13.9%	102	106	-3.8%
Equipment	53	44	20.5%	174	98	77.6%
Insurance	26	23	13.0%	66	56	17.9%
Lane Violation	29	14	107.1%	69	50	38.0%
License	20	14	42.9%	52	46	13.0%
Distracted Driving	22	10	120.0%	83	30	176.7%
Signal	10	5	100.0%	22	19	15.8%
Accident	5	11	-54.5%	21	16	31.3%
Yield	5	7	-28.6%	13	14	-7.1%
Other	6	2	200.0%	23	7	228.6%
Seat Belt	1	2	-50.0%	5	4	25.0%
Parking	1	2	-50.0%	3	4	-25.0%
Alcohol	0	0	0.0%	0	2	-100.0%
Reckless	1	0	0.0%	1	0	0.0%

CITY OF DARIEN

**EXPENDITURE APPROVAL LIST
FOR CITY COUNCIL MEETING ON
April 15, 2019**

Approval is hereby given to have the City Treasurer of Darien, Illinois pay to the officers, employees, independent contractors, vendors, and other providers of goods and services in the indicated amounts as set forth.

A summary indicating the source of funds used to pay the above is as follows:

General Fund				\$201,030.60
Water Fund				\$391,464.07
Motor Fuel Tax Fund				\$13,979.29
Water Depreciation Fund				\$0.00
Special Service Area Tax Fund				
E-Citation Fund				
Capital Improvement Fund				400.00
State Drug Forfeiture Fund				
Federal Equitable Sharing Fund				
DUI Technology Fund				
			Subtotal:	<u>\$606,873.96</u>
General Fund Payroll	03/28/19	\$	235,252.11	
Water Fund Payroll	03/28/19	\$	20,401.07	
			Subtotal:	<u>\$ 255,653.18</u>
Total to be Approved by City Council:				<u>\$ 862,527.14</u>

Approvals:

Kathleen Moesle Weaver, Mayor

JoAnne E. Ragona, City Clerk

Michael J. Coren, Treasurer

Bryon D. Vana, City Administrator

CITY OF DARIEN
Expenditure Journal
General Fund
Administration
From 4/2/2019 Through 4/15/2019

Vendor Name	Invoice Description	Session ID	Acct Code	Acct Title	Dept Amount
AIS	FYE19 SECURITY AUDIT	AP041519	4325	Consulting/Professional	393.75
CAREER BUILDER	SOLICITOR BACKGROUND CHECKS	AP041519	4219	Liability Insurance	105.50
CHASE CARD SERVICES	CHICAGO TRIBUNE SUBSCRIPTION- APRIL 2019	AP041519	4213	Dues and Subscriptions	7.96
CHASE CARD SERVICES	CHICAGO TRIBUNE SUBSCRIPTION -MARCH 2019	AP041519	4213	Dues and Subscriptions	7.96
CHASE CARD SERVICES	USB ADAPTER FOR CITY HALL	AP041519	4253	Supplies - Office	8.99
CHASE CARD SERVICES	PUBLIC WORKS INTERNET	AP041519	4267	Telephone	91.85
CINTAS FIRST AID AND SAFETY	FIRST AID CABINET -CITY HALL	AP041519	4219	Liability Insurance	29.45
CLEAN SLATE INC	CLEANING SERVICE -MARCH 2019	AP041519	4345	Janitorial Service	1,884.20
EMERALD MARKETING INC.	NEIGHBORS MAGAZINE- MAY/JUNE 2019	AP041519	4239	Public Relations	3,145.27
GOVTEMPSUSA LLC	VANA- (3-17-19)	AP041519	4325	Consulting/Professional	3,415.38
GOVTEMPSUSA LLC	VANA- (3-24-19)	AP041519	4325	Consulting/Professional	3,415.38
GOVTEMPSUSA LLC	VANA - (3-3-19)	AP041519	4325	Consulting/Professional	3,415.38
GOVTEMPSUSA LLC	VANA - (3-10-19)	AP041519	4325	Consulting/Professional	3,415.38
NICOR GAS	NICOR GAS 82541110001 1702 PLAINFIELD RD	AP041519	4271	Utilities (Elec,Gas,Wtr,Sewer)	293.53
OFFICE DEPOT	TONER AND SUPPLIES FOR CITY HALL	AP041519	4253	Supplies - Office	73.98
OFFICE DEPOT	POST IT NOTES- CITY HALL	AP041519	4253	Supplies - Office	15.41
OFFICE DEPOT	COLORED TONER	AP041519	4253	Supplies - Office	694.97
RYDIN DECAL	50 -2020 TEMP HANDICAP PLACARDS	AP041519	4235	Printing and Forms	113.97
STAPLES BUSINESS ADVANTAGE	TONER	AP041519	4253	Supplies - Office	213.45

CITY OF DARIEN
Expenditure Journal
General Fund
Administration
From 4/2/2019 Through 4/15/2019

<u>Vendor Name</u>	<u>Invoice Description</u>	<u>Session ID</u>	<u>Acct Code</u>	<u>Acct Title</u>	<u>Dept Amount</u>
VERIZON WIRELESS	VERIZON WIRELESS BILL	AP041519	4267	Telephone	1,503.35
				Total Administration	22,245.11

CITY OF DARIEN
Expenditure Journal
General Fund
Community Development
From 4/2/2019 Through 4/15/2019

<u>Vendor Name</u>	<u>Invoice Description</u>	<u>Session ID</u>	<u>Acct Code</u>	<u>Acct Title</u>	<u>Dept Amount</u>
CHRISTOPHER B. BURKE ENG, LTD	AS-BUILT DRAWINGS /INSPECTION- SOCIETY OF MT CARMEL	AP041519	4328	Const/Prof Reimbursable	874.52
CHRISTOPHER B. BURKE ENG, LTD	AS-BUILT REVIEW /INSPECTION- 130 HOLLY	AP041519	4328	Const/Prof Reimbursable	200.00
DON MORRIS ARCHITECTS P.C.	INSPECTIONS - MARCH 2019	AP041519	4325	Consulting/Professional	2,465.00
DON MORRIS ARCHITECTS P.C.	BUILDING CODE REVIEWS - MARCH 2019	AP041519	4328	Const/Prof Reimbursable	4,050.52
KIN-KO ACE STORES INC	CONNECTORS	AP041519	4229	Maintenance - Vehicles	9.98
OFFICE DEPOT	SD CARDS FOR MUNICIPAL MEETINGS	AP041519	4253	Supplies - Office	39.99
				Total Community Development	7,640.01

CITY OF DARIEN
Expenditure Journal
General Fund
Public Works, Streets
From 4/2/2019 Through 4/15/2019

Vendor Name	Invoice Description	Session ID	Acct Code	Acct Title	Dept Amount
A&W TRAILER LLC	TRAILER HITCH	AP041519	4225	Maintenance - Equipment	65.00
ALTORFER INDUSTRIES INC	END LOADER REPAIR	AP041519	4229	Maintenance - Vehicles	1,298.50
CHASE CARD SERVICES	BOW FOR LIGHT POLE WREATH	AP041519	4225	Maintenance - Equipment	42.45
COM ED	COM ED 0269155053 2101 76th STREET	AP041519	4359	Street Light Oper & Maint.	61.89
CONSTELLATION NEW ENERGY, INC.	ENERGY- STREET LIGHTS	AP041519	4359	Street Light Oper & Maint.	21.37
CONSTELLATION NEW ENERGY, INC.	ENERGY-STREET LIGHTS- SW CORNER 75TH /PLAINFIELD	AP041519	4359	Street Light Oper & Maint.	354.97
CONSTELLATION NEW ENERGY, INC.	ENERGY- STREET LIGHTS -RT 25 CONTROLLER FRONTAGE/CASS	AP041519	4359	Street Light Oper & Maint.	47.77
CONSTELLATION NEW ENERGY, INC.	ENERGY- STREET LIGHTS-2510 ABBEY DR	AP041519	4359	Street Light Oper & Maint.	895.31
CURRENT TECHNOLOGIES CORP	WIRELESS CONNECTION FOR PW CAMERAS	AP041519	4223	Maintenance - Building	11,671.18
DECKER SUPPLY CO.	SIGN POSTS	AP041519	4257	Supplies - Other	767.50
DENISE REESE	MAILBOX DAMAGE REIMBURSEMENT	AP041519	4257	Supplies - Other	43.86
DRIVESHAFT UNLIMITED INC	REPAIR TO 109	AP041519	4229	Maintenance - Vehicles	185.00
FedEx	COURIER FEE- 2019 ROAD CONTRACTS	AP041519	4233	Postage/Mailings	49.07
FORCE AMERICA	JOYSTICK FOR SALTER	AP041519	4229	Maintenance - Vehicles	428.36
GENE'S TIRE & AUTO REPAIR	TIRE REPAIR FOR 203	AP041519	4225	Maintenance - Equipment	71.00
GENE'S TIRE & AUTO REPAIR	ALIGNMENT FOR 104	AP041519	4229	Maintenance - Vehicles	132.55
IMAGE SYSTEMS/BUSINESS SOLUTIO	TONER -PUBLIC WORKS	AP041519	4253	Supplies - Office	160.00
JAKE THE STRIPER	STRIPING FOR 106	AP041519	4815	Equipment	950.00
JSN CONTRACTORS SUPPLY	MARKING PAINT	AP041519	4257	Supplies - Other	468.00
JX ENTERPRISES INC	TRUCK 106	AP041519	4815	Equipment	97,210.00
KARA COMPANY, INC.	SUPPLIES FOR CONCRETE PROGRAM	AP041519	4257	Supplies - Other	186.80

CITY OF DARIEN
Expenditure Journal
General Fund
Public Works, Streets
From 4/2/2019 Through 4/15/2019

Vendor Name	Invoice Description	Session ID	Acct Code	Acct Title	Dept Amount
KIN-KO ACE STORES INC	SCREWS	AP041519	4225	Maintenance - Equipment	7.00
KIN-KO ACE STORES INC	SOLDERING SUPPLIES	AP041519	4229	Maintenance - Vehicles	23.58
McMASTER-CARR	MAINTENANCE FOR PW	AP041519	4223	Maintenance - Building	38.63
NICOR GAS	NICOR 90841110001 1041 S FRONTAGE	AP041519	4271	Utilities (Elec,Gas,Wtr,Sewer)	503.79
OFFICE DEPOT	DATE STAMP- JEFF CORNEILS	AP041519	4253	Supplies - Office	13.84
OLEARYS	SERVICE CALL FOR SCISSOR LIFT	AP041519	4229	Maintenance - Vehicles	258.00
OLEARYS	REPAIR SCISSOR LIFT	AP041519	4229	Maintenance - Vehicles	672.00
RED WING SHOES	HERMAN- BOOTS	AP041519	4219	Liability Insurance	191.24
RED WING SHOES	GREEN- BOOTS	AP041519	4219	Liability Insurance	284.74
RED WING SHOES	CARR -BOOTS	AP041519	4219	Liability Insurance	208.24
RED WING SHOES	PISCITIELLO- UNIFORM	AP041519	4269	Uniforms	66.60
RED WING SHOES	LEPIC -UNIFORMS	AP041519	4269	Uniforms	417.57
RED WING SHOES	GREEN - UNIFORM	AP041519	4269	Uniforms	53.98
RED WING SHOES	GREEN -UNIFORM	AP041519	4269	Uniforms	30.00
RED WING SHOES	HERMAN - THERMAL HOODIE	AP041519	4269	Uniforms	72.00
RED WING SHOES	CARR - UNIFORM	AP041519	4269	Uniforms	436.90
RED WING SHOES	BROWN - SOCKS, GLOVES	AP041519	4269	Uniforms	39.98
RED WING SHOES	MASEK -COLD WEATHER GEAR	AP041519	4269	Uniforms	113.37
RUSSO'S POWER EQUIPMENT	WEED WACKER RACK	AP041519	4257	Supplies - Other	654.97
SAFETY-KLEEN SYSTEMS, INC.	WASTE OIL FILTERS	AP041519	4225	Maintenance - Equipment	202.80
SCHOMIG LAND SURVEYORS LTD.	EASEMENT SURVEY - 7806 STRATFORD PL	AP041519	4374	Drainage Projects	750.00
SOO CHANG	MAILBOX DAMAGE REIMBURSED (Home Depot)	AP041519	4257	Supplies - Other	95.38
TRI-K INC	SANITIZER DISPENSERS	AP041519	4223	Maintenance - Building	69.40
US GAS	GAS CYLINDER	AP041519	4257	Supplies - Other	45.60
WHOLESALE DIRECT, INC.	REPAIR PARTS	AP041519	4229	Maintenance - Vehicles	331.23
WILLOWBROOK FORD, INC.	REPAIR PART FOR 104	AP041519	4229	Maintenance - Vehicles	27.35

CITY OF DARIEN
Expenditure Journal
General Fund
Public Works, Streets
From 4/2/2019 Through 4/15/2019

<u>Vendor Name</u>	<u>Invoice Description</u>	<u>Session ID</u>	<u>Acct Code</u>	<u>Acct Title</u>	<u>Dept Amount</u>
WILLOWBROOK FORD, INC.	REPAIR PART FOR 114	AP041519	4229	Maintenance - Vehicles	525.41
WILLOWBROOK FORD, INC.	REPAIR PART FOR 112	AP041519	4229	Maintenance - Vehicles	768.00
WILLOWBROOK FORD, INC.	REPAIR PART FOR 112	AP041519	4229	Maintenance - Vehicles	1,533.57
WILLOWBROOK FORD, INC.	CREDIT ON INVOICE 5138131 RETURN	AP041519	4229	Maintenance - Vehicles	(1,017.30)
				Total Public Works, Streets	122,528.45

CITY OF DARIEN
Expenditure Journal
General Fund
Police Department
From 4/2/2019 Through 4/15/2019

Vendor Name	Invoice Description	Session ID	Acct Code	Acct Title	Dept Amount
ADVANTAGE CHEVROLET	REPAIR ON D14	AP041519	4229	Maintenance - Vehicles	158.76
ADVANTAGE CHEVROLET	REPAIR FOR D4	AP041519	4229	Maintenance - Vehicles	147.13
ADVANTAGE CHEVROLET	FILTER FOR STOCK	AP041519	4229	Maintenance - Vehicles	67.92
ADVANTAGE CHEVROLET	SENSOR FOR STOCK	AP041519	4229	Maintenance - Vehicles	52.11
ADVANTAGE CHEVROLET	SHAFT FOR D18	AP041519	4229	Maintenance - Vehicles	116.01
ADVANTAGE CHEVROLET	CABLE FOR D3	AP041519	4229	Maintenance - Vehicles	27.78
ADVANTAGE CHEVROLET	TERMINAL	AP041519	4229	Maintenance - Vehicles	14.40
ADVANTAGE CHEVROLET	MANIFOLD FOR D1	AP041519	4229	Maintenance - Vehicles	305.08
ADVANTAGE CHEVROLET	CREDIT- CORE	AP041519	4229	Maintenance - Vehicles	(45.00)
AIS	DU-COMM SOFTWARE	AP041519	4815	Equipment	1,075.00
ALTERNATIVE BUSINESS SUPPLIERS	REPAIR FOR BOOKING PRINTER	AP041519	4225	Maintenance - Equipment	15.00
B & B JOINT VENTURE	ADMIN TOW JUDGE FEE- MARCH 2019	AP041519	4219	Liability Insurance	150.00
CHASE CARD SERVICES	SUPPLIES FOR NIKO (K-9)	AP041519	4217	Investigation and Equipment	40.79
CHASE CARD SERVICES	SUPPLIES FOR NIKO (K-9)	AP041519	4217	Investigation and Equipment	188.94
CHASE CARD SERVICES	CD/DVD MARKERS	AP041519	4217	Investigation and Equipment	27.96
CHASE CARD SERVICES	STAMP PAD	AP041519	4217	Investigation and Equipment	18.95
CHASE CARD SERVICES	CD/DVD MARKERS	AP041519	4217	Investigation and Equipment	35.54
CHASE CARD SERVICES	INK REFILL	AP041519	4217	Investigation and Equipment	12.50
CHASE CARD SERVICES	BUBBLE WRAP AND STAPLERS	AP041519	4217	Investigation and Equipment	40.07
CHASE CARD SERVICES	TAX ADJUSTMENT -STAPLES PURCHASE	AP041519	4225	Maintenance - Equipment	(1.84)
CHASE CARD SERVICES	SPRAY PAINT FOR SQUADS	AP041519	4225	Maintenance - Equipment	4.90
CHASE CARD SERVICES	SGT TOPEL- SUPPLIES FOR ICNA	AP041519	4225	Maintenance - Equipment	28.25
CHASE CARD SERVICES	TAS ADJUSTMENT- STAPLES PURCHASE	AP041519	4225	Maintenance - Equipment	1.51
CHASE CARD SERVICES	KEYS FOR POLICE DEPT	AP041519	4225	Maintenance - Equipment	7.48
CHASE CARD SERVICES	OFFICER RUMICK - ARMORERS COURSE	AP041519	4263	Training and Education	550.00

CITY OF DARIEN
Expenditure Journal
General Fund
Police Department
From 4/2/2019 Through 4/15/2019

Vendor Name	Invoice Description	Session ID	Acct Code	Acct Title	Dept Amount
CHASE CARD SERVICES	OFFICER STUTTE - ARMORERS COURSE	AP041519	4263	Training and Education	550.00
CHASE CARD SERVICES	GLOMB- IDEOA CONFERENCE	AP041519	4265	Travel/Meetings	291.20
CHASE CARD SERVICES	WATER FOR NEMRT CLASS	AP041519	4265	Travel/Meetings	5.36
CHASE CARD SERVICES	POLICE DEPT INTERNET	AP041519	4267	Telephone	201.85
CHRISTINE CHARKEWYCZ	PROSECUTION FEES - MARCH 2019	AP041519	4219	Liability Insurance	980.00
EMERGENCY VEHICLE TECHNOLOGIES	UP-FITTING D14	AP041519	4815	Equipment	10,616.95
EMERGENCY VEHICLE TECHNOLOGIES	UP-FITTING D2	AP041519	4815	Equipment	10,106.90
EMERGENCY VEHICLE TECHNOLOGIES	UP-FITTING D3	AP041519	4815	Equipment	10,106.90
EMERGENCY VEHICLE TECHNOLOGIES	UP-FITTING D5	AP041519	4815	Equipment	10,106.90
ILETSB EXECUTIVE INSTITUTE	2019 CIT CONFERENCE-NORTON	AP041519	4263	Training and Education	100.00
ILETSB EXECUTIVE INSTITUTE	2019 CIT CONFERENCE-RENTKA	AP041519	4263	Training and Education	85.00
KARA COMMUNICATIONS	POLICE DEPT BUSINESS CARDS	AP041519	4235	Printing and Forms	98.00
KIN-KO ACE STORES INC	FASTENERS	AP041519	4229	Maintenance - Vehicles	4.95
KING CAR WASH	CAR WASHES- MARCH 2019	AP041519	4229	Maintenance - Vehicles	304.50
NICOR GAS	NICOR GAS 82800010009- 1710 PLAINFIELD RD 2-22-19 THRU 3-26-	AP041519	4271	Utilities (Elec,Gas,Wtr,Sewer)	287.93
NORTHEAST MULTIREGIONAL TRNG	HARKEY- CRIMINAL INTERVIEWING CLASS	AP041519	4263	Training and Education	100.00
PLAINFIELD POLICE DEPARTMENT	LEADERSHIP SEMINAR-CHIEF THOMAS	AP041519	4263	Training and Education	100.00
RAY O'HERRON CO. INC.	NEW OFFICER O'BRIEN-SHIRTS	AP041519	4269	Uniforms	108.00
RAY O'HERRON CO. INC.	MOURNING BANDS (15)	AP041519	4269	Uniforms	165.00
STEVEN LISS	LISS- MEALS AT ILEAS CONFERENCE	AP041519	4265	Travel/Meetings	57.24

**CITY OF DARIEN
Expenditure Journal
General Fund
Police Department
From 4/2/2019 Through 4/15/2019**

<u>Vendor Name</u>	<u>Invoice Description</u>	<u>Session ID</u>	<u>Acct Code</u>	<u>Acct Title</u>	<u>Dept Amount</u>
VERIZON WIRELESS	VERIZON WIRELESS BILL	AP041519	4267	Telephone	796.21
WILL COUNTY CLERK	SGT NORTON NOTARY CERTIFICATE - WILL COUNTY	AP041519	4205	Boards and Commissions	10.00
WILLOWBROOK FORD, INC.	REPAIR PART FOR D32	AP041519	4229	Maintenance - Vehicles	13.10
WILLOWBROOK FORD, INC.	REPAIR PART FOR D34	AP041519	4229	Maintenance - Vehicles	<u>381.80</u>
				Total Police Department	<u>48,617.03</u>
				Total General Fund	<u>201,030.60</u>

CITY OF DARIEN
Expenditure Journal
Water Fund
Public Works, Water
From 4/2/2019 Through 4/15/2019

Vendor Name	Invoice Description	Session ID	Acct Code	Acct Title	Dept Amount
CINTAS FIRST AID AND SAFETY	FIRST AID CABINET REPLENISHED AT PUBLIC WORKS	AP041519	4219	Liability Insurance	115.42
COM ED	COM ED 3118112014 2103 75th STREET	AP041519	4271	Utilities (Elec,Gas,Wtr,Sewer)	474.83
CORE & MAIN	HYDRANT WRENCHES	AP041519	4231	Maintenance - Water System	231.51
CURRENT TECHNOLOGIES CORP	WIRELESS CONNECTION FOR PW CAMERAS	AP041519	4223	Maintenance - Building	11,671.17
DUPAGE COUNTY PUBLIC WORKS	METER READINGS	AP041519	4336	Data Processing	26,578.26
DUPAGE WATER COMMISSION	WATER PURCHASE -(2-28-19 thru 3-31-19)	AP041519	4340	DuPage Water Commission	344,970.08
DYNEGY ENERGY SERVICES	ENERGY-18W736 MANNING	AP041519	4271	Utilities (Elec,Gas,Wtr,Sewer)	92.32
DYNEGY ENERGY SERVICES	ENERGY-1220 PLAINFIELD RD	AP041519	4271	Utilities (Elec,Gas,Wtr,Sewer)	2,695.44
DYNEGY ENERGY SERVICES	ENERGY- LAKEVIEW & OAKLEY	AP041519	4271	Utilities (Elec,Gas,Wtr,Sewer)	28.25
DYNEGY ENERGY SERVICES	ENERGY- 9S720 LEMONT RD	AP041519	4271	Utilities (Elec,Gas,Wtr,Sewer)	114.73
DYNEGY ENERGY SERVICES	ENERGY- 87TH & RIDGE RD	AP041519	4271	Utilities (Elec,Gas,Wtr,Sewer)	135.40
EDT PLUMBING INC	METER AND REPIPE- 8307 WOODLAND	AP041519	4231	Maintenance - Water System	670.00
GRAINGER	VICE FOR WORKBENCH- PLANT 3	AP041519	4231	Maintenance - Water System	340.00
JSN CONTRACTORS SUPPLY	MARKING PAINT	AP041519	4231	Maintenance - Water System	268.80
LEE JENSEN SALES, CO., INC.	STEEL PLATE LOCKS	AP041519	4231	Maintenance - Water System	798.58
McMASTER-CARR	MAINTENANCE FOR PW	AP041519	4223	Maintenance - Building	38.62
NICOR GAS	NICOR 05002110004 1930 MANNING RD	AP041519	4271	Utilities (Elec,Gas,Wtr,Sewer)	187.49
NICOR GAS	NICOR 12344110007 1897 MANNING RD	AP041519	4271	Utilities (Elec,Gas,Wtr,Sewer)	108.68
NICOR GAS	NICOR 90841110001 1041 S FRONTAGE	AP041519	4271	Utilities (Elec,Gas,Wtr,Sewer)	503.79

CITY OF DARIEN
Expenditure Journal
Water Fund
Public Works, Water
From 4/2/2019 Through 4/15/2019

<u>Vendor Name</u>	<u>Invoice Description</u>	<u>Session ID</u>	<u>Acct Code</u>	<u>Acct Title</u>	<u>Dept Amount</u>
NICOR GAS	NICOR 23644110001 8600 LEMONT RD	AP041519	4271	Utilities (Elec,Gas,Wtr,Sewer)	149.61
RED WING SHOES	KOUDELIK- SWEATSHIRTS	AP041519	4269	Uniforms	73.78
SUBURBAN LABORATORIES	WATER SAMPLES	AP041519	4241	Quality Control	252.60
TRI-K INC	SANITIZER DISPENSERS	AP041519	4223	Maintenance - Building	69.40
US GAS	GAS CYLINDER	AP041519	4231	Maintenance - Water System	45.60
VERIZON WIRELESS	VERIZON WIRELESS BILL	AP041519	4267	Telephone	618.71
ZIEBELL WATER SERVICE PRODUCTS	B-BOX LIDS	AP041519	4231	Maintenance - Water System	<u>231.00</u>
				Total Public Works, Water	<u>391,464.07</u>
				Total Water Fund	<u>391,464.07</u>

CITY OF DARIEN
Expenditure Journal
Motor Fuel Tax
MFT Expenses
From 4/2/2019 Through 4/15/2019

<u>Vendor Name</u>	<u>Invoice Description</u>	<u>Session ID</u>	<u>Acct Code</u>	<u>Acct Title</u>	<u>Dept Amount</u>
DETROIT SALT COMPANY	ROCK SALT 4-1-19	AP041519	4249	Salt	13,979.29
				Total MFT Expenses	13,979.29
				Total Motor Fuel Tax	13,979.29

CITY OF DARIEN
Expenditure Journal
Water Depreciation Fund
Depreciation Expenses
From 4/2/2019 Through 4/15/2019

<u>Vendor Name</u>	<u>Invoice Description</u>	<u>Session ID</u>	<u>Acct Code</u>	<u>Acct Title</u>	<u>Dept Amount</u>
ACQUA CONTRACTORS CORPORATION	RETAINAGE RELEASE-PLAINFIELD RD WATERMAIN	AP041519-2	4390	Capital Improv-Infrastructure	13,893.83
ACQUA CONTRACTORS CORPORATION	RETAINAGE RELEASE-PLAINFIELD RD WATERMAIN	APVOID041519	4390	Capital Improv-Infrastructure	(13,893.83)
				Total Depreciation Expenses	0.00
				Total Water Depreciation Fund	0.00

CITY OF DARIEN
Expenditure Journal
Capital Improvement Fund
Capital Fund Expenditures
From 4/2/2019 Through 4/15/2019

<u>Vendor Name</u>	<u>Invoice Description</u>	<u>Session ID</u>	<u>Acct Code</u>	<u>Acct Title</u>	<u>Dept Amount</u>
SCHOMIG LAND SURVEYORS LTD.	SURVEY-7317 CAPITOL DR	AP041519	4376	Ditch Projects	400.00
				Total Capital Fund Expenditures	400.00
				Total Capital Improvement Fund	400.00
Report Total					606,873.96

**CITY OF DARIEN
REVENUE AND EXPENDITURE REPORT SUMMARY
March 31, 2019**

GENERAL FUND - (01)

	Current Month <u>Actual</u>	Year To Date <u>Actual</u>	Total <u>Budget</u>
Revenue	\$ 1,101,888	\$ 14,859,011	\$ 14,938,182
Expenditures	\$ 754,195	\$ 11,712,355	\$ 13,302,791
Audited 5/1/18 Opening Fund Balance:			\$ 4,281,317
Transfer to Capital Fund			\$ (3,000,000)
Transfer to DUI Technology Fund/Seizure Fund			\$ (76,367)
Current Fund Balance:			\$ 4,351,606

WATER FUND - (02)

	Current Month <u>Actual</u>	Year To Date <u>Actual</u>	Total <u>Budget</u>
Revenue	\$ 27,030	\$ 7,912,425	\$ 8,053,878
Expenditures	\$ 487,369	\$ 5,739,784	\$ 7,314,888
Audited 5/1/18 Cash Balance			\$ 1,460,625
Transfer to Water Depreciation Fund			\$ (430,000)
Current Modified Cash Balance:			\$ 3,203,266

MOTOR FUEL TAX FUND - (03)

	Current Month <u>Actual</u>	Year To Date <u>Actual</u>	Total <u>Budget</u>
Revenue	\$ 44,180	\$ 527,219	\$ 553,150
Expenditures	\$ 86,060	\$ 533,261	\$ 527,535
Audited 5/1/18 Opening Fund Balance:			\$ 389,439
Current Fund Balance:			\$ 383,397

WATER DEPRECIATION FUND (12)

	Current Month <u>Actual</u>	Year To Date <u>Actual</u>	Total <u>Budget</u>
Revenue	\$ 2,503	\$ 3,463,694	\$ 3,500,000
Expenditures	\$ (35)	\$ 1,528,611	\$ 1,608,000
Audited 5/1/18 Cash Balance			\$ (315,956)
Transfer from Water Fund			\$ 430,000
Current Modified Cash Balance:			\$ 2,049,127

CAPITAL IMPROVEMENT FUND (25)

	Current Month <u>Actual</u>	Year To Date <u>Actual</u>	Total <u>Budget</u>
Revenue	\$ 7,038	\$ 253,268	\$ 218,427
Expenditures	\$ 19,179	\$ 3,997,162	\$ 4,244,868
Audited 5/1/18 Opening Fund Balance:			\$ 6,122,046
Transfer from General Fund			\$ 3,000,000
Current Fund Balance:			\$ 5,378,153

	Current Actual Year to Date	Current Budgeted F.Y.E. '19	Prior Year Actual Through March 18
Property Tax Collections	\$ 2,428,173	\$ 2,382,223	\$ 2,404,858
Sales Tax Collections	\$ 5,270,252	\$ 5,509,413	\$ 5,108,121
Drug forfeiture Receipts	\$ 40,165	\$ -	\$ 94,548

CITY OF DARIEN
Statement of Revenues and Expenditures - Revenue
General Fund
Revenue
From 3/1/2019 Through 3/31/2019

		Current Period Actual	Current Period Budget	Current Year Actual	YTD Budget	Total Budget	Total Budget Variance	Percent Total Budget Remaining
Revenue								
Taxes								
Real Estate Taxes - Current	3110	32.06	0.00	2,240,897.57	2,183,796.00	2,183,796.00	57,101.57	(2.61)%
Road and Bridge Tax	3120	2.99	0.00	210,369.59	205,000.00	205,000.00	5,369.59	(2.61)%
Municipal Utility Tax	3130	118,419.33	105,000.00	985,529.79	900,000.00	985,000.00	529.79	(0.05)%
Amusement Tax	3140	6,774.15	5,900.00	81,218.08	77,000.00	82,000.00	(781.92)	0.95%
Hotel/Motel Tax	3150	5,720.71	6,000.00	63,547.14	69,000.00	75,000.00	(11,452.86)	15.27%
Local Gas Tax	3151	22,688.00	25,834.00	295,468.08	284,166.00	310,000.00	(14,531.92)	4.68%
Food and Beverage Tax	3152	50,506.27	45,000.00	557,470.00	535,000.00	580,000.00	(22,530.00)	3.88%
Personal Property Tax	3425	313.74	700.00	4,872.90	5,800.00	6,500.00	(1,627.10)	25.03%
Total Taxes		204,457.25	188,434.00	4,439,373.15	4,259,762.00	4,427,296.00	12,077.15	(0.27)%
License, Permits, Fees								
Business Licenses	3210	3,045.00	2,000.00	11,147.50	9,400.00	38,000.00	(26,852.50)	70.66%
Liquor License	3212	0.00	0.00	69,075.00	66,500.00	66,500.00	2,575.00	(3.87)%
Contractor Licenses	3214	2,220.00	1,000.00	17,065.00	18,800.00	20,000.00	(2,935.00)	14.67%
Court Fines	3216	5,108.43	8,000.00	108,173.53	91,000.00	100,000.00	8,173.53	(8.17)%
Towing Fees	3217	7,000.00	3,000.00	67,000.00	34,000.00	37,000.00	30,000.00	(81.08)%
Ordinance Fines	3230	11,894.00	2,500.00	29,964.00	19,000.00	20,000.00	9,964.00	(49.82)%
Building Permits and Fees	3240	7,471.00	150.00	196,640.00	34,850.00	35,000.00	161,640.00	(461.82)%
Telecommunication Taxes	3242	44,110.90	47,000.00	492,506.70	540,000.00	590,000.00	(97,493.30)	16.52%
Cable T.V. Franchise Fee	3244	0.00	15,000.00	347,922.79	352,800.00	452,800.00	(104,877.21)	23.16%
PEG - Fees - AT&T	3245	0.00	0.00	7,967.10	0.00	0.00	7,967.10	0.00%
NICOR Franchise Fee	3246	0.00	0.00	29,664.02	25,000.00	25,000.00	4,664.02	(18.65)%
Public Hearing Fees	3250	0.00	0.00	2,580.00	5,000.00	5,000.00	(2,420.00)	48.40%
Elevator Inspections	3255	75.00	0.00	4,600.00	4,500.00	4,500.00	100.00	(2.22)%
Engineering/Prof Fee Reimb	3265	1,750.00	3,000.00	68,519.96	71,000.00	74,000.00	(5,480.04)	7.40%
Legal Fee Reimbursement	3266	0.00	0.00	13,833.31	0.00	0.00	13,833.31	0.00%
D.U.I. Technology Fines	3267	0.00	300.00	1,393.00	6,200.00	6,500.00	(5,107.00)	78.56%
Police Special Service	3268	25,651.93	10,000.00	109,034.50	89,597.00	99,597.00	9,437.50	(9.47)%

CITY OF DARIEN
Statement of Revenues and Expenditures - Revenue
General Fund
Revenue
From 3/1/2019 Through 3/31/2019

		Current Period Actual	Current Period Budget	Current Year Actual	YTD Budget	Total Budget	Total Budget Variance	Percent Total Budget Remaining
Stormwater Management Fees	3270	0.00	0.00	200.00	0.00	0.00	200.00	0.00%
Developer Contribution/Impact	3275	0.00	15.00	0.00	185.00	200.00	(200.00)	100.00%
Total License, Permits, Fees		108,326.26	91,965.00	1,577,286.41	1,367,832.00	1,574,097.00	3,189.41	(0.20)%
Intergovernmental								
State Income Tax	3410	132,744.01	122,000.00	1,931,092.39	1,828,998.00	2,053,998.00	(122,905.61)	5.98%
Local Use Tax	3420	79,817.51	70,000.00	606,716.76	506,000.00	545,524.00	61,192.76	(11.21)%
Sales Taxes	3430	503,312.18	520,000.00	5,270,252.39	5,069,413.00	5,509,413.00	(239,160.61)	4.34%
Video Gaming Revenue	3432	15,281.43	12,000.00	173,810.38	129,000.00	140,000.00	33,810.38	(24.15)%
Total Intergovernmental		731,155.13	724,000.00	7,981,871.92	7,533,411.00	8,248,935.00	(267,063.08)	3.24%
Other Revenue								
Interest Income	3510	7,822.66	400.00	66,686.65	4,600.00	5,000.00	61,686.65	(1,233.73)%
Gain/Loss on Investment	3515	23.13	0.00	212.21	0.00	0.00	212.21	0.00%
Water Share Expense	3520	20,833.34	20,833.33	229,166.74	229,166.67	250,000.00	(20,833.26)	8.33%
Police Report/Prints	3534	677.50	415.00	5,366.00	4,585.00	5,000.00	366.00	(7.32)%
Reimbursement-Rear Yard Drain	3541	0.00	0.00	(4,609.98)	0.00	0.00	(4,609.98)	0.00%
Grants	3560	725.34	0.00	4,842.22	0.00	0.00	4,842.22	0.00%
Rents	3561	22,360.35	23,000.00	317,801.73	301,853.00	324,853.00	(7,051.27)	2.17%
Other Reimbursements	3562	4,652.58	3,750.00	116,099.42	41,250.00	45,000.00	71,099.42	(157.99)%
Residential Concrete Reimb	3563	0.00	0.00	51,510.91	0.00	0.00	51,510.91	0.00%
Mail Box Reimbursement Program	3569	108.35	0.00	2,614.17	0.00	0.00	2,614.17	0.00%
Impact Fee Revenue	3570	0.00	0.00	625.00	0.00	0.00	625.00	0.00%
Sales of Wood Chips	3572	70.00	0.00	2,385.00	2,750.00	3,000.00	(615.00)	20.50%
Sale of Equipment	3575	0.00	0.00	30,625.13	35,000.00	35,000.00	(4,374.87)	12.49%
Miscellaneous Revenue	3580	676.34	1,600.00	37,154.27	18,300.00	20,000.00	17,154.27	(85.77)%
Total Other Revenue		57,949.59	49,998.33	860,479.47	637,504.67	687,853.00	172,626.47	(25.10)%
Total Revenue		1,101,888.23	1,054,397.33	14,859,010.95	13,798,509.67	14,938,181.00	(79,170.05)	0.53%

CITY OF DARIEN
Statement of Revenues and Expenditures - Revenue
Water Fund
Revenue
From 3/1/2019 Through 3/31/2019

		Current Period Actual	Current Period Budget	Current Year Actual	YTD Budget	Total Budget	Total Budget Variance	Percent Total Budget Remaining
Revenue								
Charges for Services								
Water Sales	3310	16,140.09	1,324,563.00	7,838,811.76	8,022,378.00	8,037,378.00	(198,566.24)	2.47%
Inspections/Tap on/Permits	3320	6,516.02	834.00	15,016.02	9,166.00	10,000.00	5,016.02	(50.16)%
Sale of Meters	3325	180.00	0.00	7,035.00	3,500.00	3,500.00	3,535.00	(101.00)%
Other Water Sales	3390	0.00	84.00	21,042.52	916.00	1,000.00	20,042.52	(2,004.25)%
Total Charges for Services		22,836.11	1,325,481.00	7,881,905.30	8,035,960.00	8,051,878.00	(169,972.70)	2.11%
Other Revenue								
Interest Income	3510	4,194.05	167.00	30,519.87	1,833.00	2,000.00	28,519.87	(1,425.99)%
Total Other Revenue		4,194.05	167.00	30,519.87	1,833.00	2,000.00	28,519.87	(1,425.99)%
Total Revenue		27,030.16	1,325,648.00	7,912,425.17	8,037,793.00	8,053,878.00	(141,452.83)	1.76%

CITY OF DARIEN
Statement of Revenues and Expenditures - Revenue
Motor Fuel Tax
Revenue
From 3/1/2019 Through 3/31/2019

	Current Period Actual	Current Period Budget	Current Year Actual	YTD Budget	Total Budget	Total Budget Variance	Percent Total Budget Remaining	
Revenue								
Intergovernmental								
MFT Allotment	3440	43,580.94	46,012.50	520,642.00	506,137.50	552,150.00	(31,508.00)	5.70%
Total Intergovernmental		43,580.94	46,012.50	520,642.00	506,137.50	552,150.00	(31,508.00)	5.71%
Other Revenue								
Interest Income	3510	598.84	84.00	6,576.66	916.00	1,000.00	5,576.66	(557.66)%
Total Other Revenue		598.84	84.00	6,576.66	916.00	1,000.00	5,576.66	(557.67)%
Total Revenue		44,179.78	46,096.50	527,218.66	507,053.50	553,150.00	(25,931.34)	4.69%

CITY OF DARIEN
Statement of Revenues and Expenditures - Revenue
Stormwater Management Fund
Revenue
From 3/1/2019 Through 3/31/2019

	Current Period Actual	Current Period Budget	Current Year Actual	YTD Budget	Total Budget	Total Budget Variance	Percent Total Budget Remaining
Revenue							
Other Revenue							
Interest Income	3510 103.76	0.00	996.71	0.00	0.00	996.71	0.00%
Total Other Revenue	103.76	0.00	996.71	0.00	0.00	996.71	0.00%
Total Revenue	103.76	0.00	996.71	0.00	0.00	996.71	0.00%

CITY OF DARIEN
Statement of Revenues and Expenditures - Revenue
Special Service Area Tax Fund
Revenue
From 3/1/2019 Through 3/31/2019

	Current Period Actual	Current Period Budget	Current Year Actual	YTD Budget	Total Budget	Total Budget Variance	Percent Total Budget Remaining
Revenue							
Taxes							
Real Estate Taxes - Current	3110	0.00	5,060.76	5,000.00	5,000.00	60.76	(1.21)%
Total Taxes	0.00	0.00	5,060.76	5,000.00	5,000.00	60.76	(1.22)%
Other Revenue							
Interest Income	3510	18.92	181.04	91.00	100.00	81.04	(81.04)%
Total Other Revenue	18.92	9.00	181.04	91.00	100.00	81.04	(81.04)%
Total Revenue	18.92	9.00	5,241.80	5,091.00	5,100.00	141.80	(2.78)%

CITY OF DARIEN
Statement of Revenues and Expenditures - Revenue
State Drug Forfeiture Fund
Revenue
From 3/1/2019 Through 3/31/2019

	Current Period Actual	Current Period Budget	Current Year Actual	YTD Budget	Total Budget	Total Budget Variance	Percent Total Budget Remaining	
Revenue								
Other Revenue								
Interest Income	3510	26.46	0.00	529.36	0.00	0.00	529.36	0.00%
Drug Forfeiture Receipts	3538	8,573.69	0.00	19,465.27	0.00	0.00	19,465.27	0.00%
Transfer from Other Funds	3612	0.00	0.00	(5,815.01)	0.00	0.00	(5,815.01)	0.00%
Total Other Revenue	<u>8,600.15</u>	<u>0.00</u>	<u>14,179.62</u>	<u>0.00</u>	<u>0.00</u>	<u>14,179.62</u>	<u>0.00%</u>	
Total Revenue	8,600.15	0.00	14,179.62	0.00	0.00	14,179.62	0.00%	

CITY OF DARIEN
Statement of Revenues and Expenditures - Revenue
Water Depreciation Fund
Revenue
From 3/1/2019 Through 3/31/2019

	Current Period Actual	Current Period Budget	Current Year Actual	YTD Budget	Total Budget	Total Budget Variance	Percent Total Budget Remaining	
Revenue								
Other Revenue								
Interest Income	3510	2,492.61	0.00	23,038.58	0.00	0.00	23,038.58	0.00%
Gain/Loss on Investment	3515	9.91	0.00	90.94	0.00	0.00	90.94	0.00%
Bond Issuance	3559	0.00	0.00	3,440,564.90	3,500,000.00	3,500,000.00	(59,435.10)	1.69%
Transfer from Water Fund	3610	0.00	0.00	430,000.00	430,000.00	430,000.00	0.00	0.00%
Total Other Revenue	<u>2,502.52</u>	<u>0.00</u>	<u>3,893,694.42</u>	<u>3,930,000.00</u>	<u>3,930,000.00</u>	<u>(36,305.58)</u>	<u>0.92%</u>	
Total Revenue	2,502.52	0.00	3,893,694.42	3,930,000.00	3,930,000.00	(36,305.58)	0.92%	

CITY OF DARIEN
Statement of Revenues and Expenditures - Revenue
Federal Equitable Sharing Fund
Revenue
From 3/1/2019 Through 3/31/2019

	Current Period Actual	Current Period Budget	Current Year Actual	YTD Budget	Total Budget	Total Budget Variance	Percent Total Budget Remaining	
Revenue								
Other Revenue								
Interest Income	3510	357.82	0.00	4,338.82	0.00	0.00	4,338.82	0.00%
Drug Forfeiture Receipts	3538	0.00	0.00	2,489.00	0.00	0.00	2,489.00	0.00%
Total Other Revenue	<u>357.82</u>	<u>0.00</u>	<u>6,827.82</u>	<u>0.00</u>	<u>0.00</u>	<u>6,827.82</u>	<u>0.00%</u>	
Total Revenue	357.82	0.00	6,827.82	0.00	0.00	6,827.82	0.00%	

CITY OF DARIEN
Statement of Revenues and Expenditures - Revenue
Seized Assets Fund
Revenue
From 3/1/2019 Through 3/31/2019

	Current Period Actual	Current Period Budget	Current Year Actual	YTD Budget	Total Budget	Total Budget Variance	Percent Total Budget Remaining
Revenue							
Other Revenue							
Transfer from Other Funds	3612	0.00	(37,542.44)	0.00	0.00	(37,542.44)	0.00%
Total Other Revenue	0.00	0.00	(37,542.44)	0.00	0.00	(37,542.44)	0.00%
Total Revenue	0.00	0.00	(37,542.44)	0.00	0.00	(37,542.44)	0.00%

CITY OF DARIEN
Statement of Revenues and Expenditures - Revenue
DOT - Federal Equitable Sharin
Revenue
From 3/1/2019 Through 3/31/2019

	Current Period Actual	Current Period Budget	Current Year Actual	YTD Budget	Total Budget	Total Budget Variance	Percent Total Budget Remaining	
Revenue								
Other Revenue								
Interest Income	3510	30.14	0.00	246.77	0.00	0.00	246.77	0.00%
Drug Forfeiture Receipts	3538	0.00	0.00	18,210.33	0.00	0.00	18,210.33	0.00%
Total Other Revenue	<u>30.14</u>	<u>0.00</u>	<u>18,457.10</u>	<u>0.00</u>	<u>0.00</u>	<u>18,457.10</u>	<u>0.00%</u>	
Total Revenue	30.14	0.00	18,457.10	0.00	0.00	18,457.10	0.00%	

CITY OF DARIEN
Statement of Revenues and Expenditures - Revenue
DUI Technology Fund
Revenue
From 3/1/2019 Through 3/31/2019

	Current Period Actual	Current Period Budget	Current Year Actual	YTD Budget	Total Budget	Total Budget Variance	Percent Total Budget Remaining
Revenue							
License, Permits, Fees							
D.U.I. Technology Fines	3267	1,068.01	0.00	9,527.21	0.00	9,527.21	0.00%
Total License, Permits, Fees		1,068.01	0.00	9,527.21	0.00	9,527.21	0.00%
Other Revenue							
Interest Income	3510	5.96	0.00	481.24	0.00	481.24	0.00%
Transfer from Other Funds	3612	0.00	0.00	108,794.88	0.00	108,794.88	0.00%
Total Other Revenue		5.96	0.00	109,276.12	0.00	109,276.12	0.00%
Total Revenue		1,073.97	0.00	118,803.33	0.00	118,803.33	0.00%

CITY OF DARIEN
Statement of Revenues and Expenditures - Revenue
E-Citation Fund
Revenue
From 3/1/2019 Through 3/31/2019

	Current Period Actual	Current Period Budget	Current Year Actual	YTD Budget	Total Budget	Total Budget Variance	Percent Total Budget Remaining	
Revenue								
Other Revenue								
Interest Income	3510	1.58	0.00	87.06	0.00	0.00	87.06	0.00%
Transfer from Other Funds	3612	0.00	0.00	8,686.35	0.00	0.00	8,686.35	0.00%
Total Other Revenue	<u>1.58</u>	<u>0.00</u>	<u>8,773.41</u>	<u>0.00</u>	<u>0.00</u>	<u>8,773.41</u>	<u>0.00%</u>	
Total Revenue	1.58	0.00	8,773.41	0.00	0.00	8,773.41	0.00%	

CITY OF DARIEN
Statement of Revenues and Expenditures - Revenue
Capital Improvement Fund
Revenue
From 3/1/2019 Through 3/31/2019

	Current Period Actual	Current Period Budget	Current Year Actual	YTD Budget	Total Budget	Total Budget Variance	Percent Total Budget Remaining
Revenue							
Taxes							
Real Estate Taxes - Current	3110 2.38	0.00	182,215.14	193,427.00	193,427.00	(11,211.86)	5.79%
Total Taxes	2.38	0.00	182,215.14	193,427.00	193,427.00	(11,211.86)	5.80%
Other Revenue							
Interest Income	3510 7,035.74	2,084.00	71,053.27	22,916.00	25,000.00	46,053.27	(184.21)%
Transfer from Other Funds	3612 0.00	0.00	3,000,000.00	2,450,000.00	2,450,000.00	550,000.00	(22.44)%
Total Other Revenue	7,035.74	2,084.00	3,071,053.27	2,472,916.00	2,475,000.00	596,053.27	(24.08)%
Total Revenue	7,038.12	2,084.00	3,253,268.41	2,666,343.00	2,668,427.00	584,841.41	(21.92)%

CITY OF DARIEN
Statement of Revenues and Expenditures - Expenditures
General Fund
Administration
From 3/1/2019 Through 3/31/2019

		Current Period Actual	Current Period Budget	Current Year Actual	YTD Budget - Original	Total Budget	Total Budget Variance	Percent Total Budget Remaining
Expenditures								
Salaries								
Salaries	4010	21,914.53	23,867.17	276,088.61	262,538.83	286,406.00	10,317.39	3.60%
Overtime	4030	318.70	0.00	373.96	0.00	0.00	(373.96)	0.00%
Total Salaries		<u>22,233.23</u>	<u>23,867.17</u>	<u>276,462.57</u>	<u>262,538.83</u>	<u>286,406.00</u>	<u>9,943.43</u>	<u>3.47%</u>
Benefits								
Social Security	4110	1,275.41	1,753.25	16,282.11	19,285.75	21,039.00	4,756.89	22.60%
Medicare	4111	298.29	346.09	3,808.06	3,806.91	4,153.00	344.94	8.30%
I.M.R.F.	4115	2,005.44	3,024.00	31,441.23	33,264.00	36,288.00	4,846.77	13.35%
Medical/Life Insurance	4120	6,252.72	5,756.67	70,910.29	63,323.33	69,080.00	(1,830.29)	(2.64)%
Supplemental Pensions	4135	369.20	400.00	3,277.05	4,400.00	4,800.00	1,522.95	31.72%
Total Benefits		<u>10,201.06</u>	<u>11,280.01</u>	<u>125,718.74</u>	<u>124,079.99</u>	<u>135,360.00</u>	<u>9,641.26</u>	<u>7.12%</u>
Materials and Supplies								
Dues and Subscriptions	4213	7.96	734.00	354.76	1,461.00	1,490.00	1,135.24	76.19%
Liability Insurance	4219	7,290.86	2,501.00	262,341.92	309,138.00	311,639.00	49,297.08	15.81%
Legal Notices	4221	0.00	167.00	1,103.50	1,833.00	2,000.00	896.50	44.82%
Maintenance - Equipment	4225	208.00	201.00	6,718.31	7,699.00	7,900.00	1,181.69	14.95%
Postage/Mailings	4233	0.00	71.50	1,470.00	3,278.50	3,350.00	1,880.00	56.11%
Printing and Forms	4235	0.00	350.00	2,900.62	3,850.00	4,200.00	1,299.38	30.93%
Public Relations	4239	0.00	8,226.00	22,627.87	30,782.00	34,170.00	11,542.13	33.77%
Rent - Equipment	4243	254.82	504.75	1,019.28	2,019.00	2,019.00	999.72	49.51%
Supplies - Office	4253	867.24	667.00	4,675.29	7,333.00	8,000.00	3,324.71	41.55%
Supplies - Other	4257	0.00	42.00	38.66	458.00	500.00	461.34	92.26%
Training and Education	4263	0.00	167.00	0.00	1,833.00	2,000.00	2,000.00	100.00%
Travel/Meetings	4265	0.00	46.00	98.96	504.00	550.00	451.04	82.00%
Telephone	4267	2,880.97	4,269.00	31,406.48	46,931.00	51,200.00	19,793.52	38.65%
Utilities (Elec,Gas,Wtr,Sewer)	4271	237.28	250.00	1,310.79	2,750.00	3,000.00	1,689.21	56.30%
Vehicle (Gas and Oil)	4273	14.38	55.00	187.44	595.00	650.00	462.56	71.16%
Total Materials and Supplies		<u>11,761.51</u>	<u>18,251.25</u>	<u>336,253.88</u>	<u>420,464.50</u>	<u>432,668.00</u>	<u>96,414.12</u>	<u>22.28%</u>
Contractual								
Audit	4320	0.00	0.00	13,200.00	13,200.00	13,200.00	0.00	0.00%
Consulting/Professional	4325	20,381.05	25,448.50	252,471.72	279,901.50	304,750.00	52,278.28	17.15%

CITY OF DARIEN
Statement of Revenues and Expenditures - Expenditures
General Fund
Administration
From 3/1/2019 Through 3/31/2019

	Current Period Actual	Current Period Budget	Current Year Actual	YTD Budget - Original	Total Budget	Total Budget Variance	Percent Total Budget Remaining
Contingency	4330 0.00	834.00	0.00	9,166.00	10,000.00	10,000.00	100.00%
Janitorial Service	4345 0.00	1,668.00	12,607.20	18,832.00	20,500.00	7,892.80	38.50%
Total Contractual	20,381.05	27,950.50	278,278.92	321,099.50	348,450.00	70,171.08	20.14%
Other Charges							
Transfer to Other Funds	4605 0.00	0.00	3,076,367.31	0.00	0.00	(3,076,367.31)	0.00%
Total Other Charges	0.00	0.00	3,076,367.31	0.00	0.00	(3,076,367.31)	0.00%
Capital Outlay							
Equipment	4815 0.00	0.00	33,580.32	45,000.00	45,000.00	11,419.68	25.37%
Total Capital Outlay	0.00	0.00	33,580.32	45,000.00	45,000.00	11,419.68	25.38%
Total Expenditures	64,576.85	81,348.93	4,126,661.74	1,173,182.82	1,247,884.00	(2,878,777.74)	(230.69)%
Total	(64,576.85)	(81,348.93)	(4,126,661.74)	(1,173,182.82)	(1,247,884.00)	2,878,777.74	0.00%

CITY OF DARIEN
Statement of Revenues and Expenditures - Expenditures
General Fund
City Council
From 3/1/2019 Through 3/31/2019

		Current Period Actual	Current Period Budget	Current Year Actual	YTD Budget - Original	Total Budget	Total Budget Variance	Percent Total Budget Remaining
Expenditures								
Salaries								
Salaries	4010	3,562.50	3,562.50	39,187.50	39,187.50	42,750.00	3,562.50	8.33%
Total Salaries		<u>3,562.50</u>	<u>3,562.50</u>	<u>39,187.50</u>	<u>39,187.50</u>	<u>42,750.00</u>	<u>3,562.50</u>	<u>8.33%</u>
Benefits								
Social Security	4110	220.88	221.00	2,429.63	2,430.00	2,651.00	221.37	8.35%
Medicare	4111	51.67	52.00	568.37	568.00	620.00	51.63	8.32%
Total Benefits		<u>272.55</u>	<u>273.00</u>	<u>2,998.00</u>	<u>2,998.00</u>	<u>3,271.00</u>	<u>273.00</u>	<u>8.35%</u>
Materials and Supplies								
Boards and Commissions	4205	0.00	84.00	659.42	1,916.00	2,000.00	1,340.58	67.02%
Cable Operations	4206	150.00	0.00	1,750.00	8,000.00	8,000.00	6,250.00	78.12%
Dues and Subscriptions	4213	0.00	0.00	2,828.87	2,850.00	2,850.00	21.13	0.74%
Public Relations	4239	0.00	0.00	2.18	500.00	500.00	497.82	99.56%
Training and Education	4263	55.00	84.00	55.00	916.00	1,000.00	945.00	94.50%
Travel/Meetings	4265	0.00	0.00	0.00	50.00	50.00	50.00	100.00%
Total Materials and Supplies		<u>205.00</u>	<u>168.00</u>	<u>5,295.47</u>	<u>14,232.00</u>	<u>14,400.00</u>	<u>9,104.53</u>	<u>63.23%</u>
Contractual								
Consulting/Professional	4325	(1,180.00)	167.00	3,639.50	3,833.00	5,000.00	1,360.50	27.21%
Trolley Contracts	4366	210.00	0.00	251.48	600.00	600.00	348.52	58.08%
Total Contractual		<u>(970.00)</u>	<u>167.00</u>	<u>3,890.98</u>	<u>4,433.00</u>	<u>5,600.00</u>	<u>1,709.02</u>	<u>30.52%</u>
Total Expenditures		<u>3,070.05</u>	<u>4,170.50</u>	<u>51,371.95</u>	<u>60,850.50</u>	<u>66,021.00</u>	<u>14,649.05</u>	<u>22.19%</u>
Total		<u>(3,070.05)</u>	<u>(4,170.50)</u>	<u>(51,371.95)</u>	<u>(60,850.50)</u>	<u>(66,021.00)</u>	<u>(14,649.05)</u>	<u>0.00%</u>

CITY OF DARIEN
Statement of Revenues and Expenditures - Expenditures
General Fund
Community Development
From 3/1/2019 Through 3/31/2019

		Current Period Actual	Current Period Budget	Current Year Actual	YTD Budget - Original	Total Budget	Total Budget Variance	Percent Total Budget Remaining
Expenditures								
Salaries								
Salaries	4010	22,116.80	24,723.75	271,689.58	271,961.25	296,685.00	24,995.42	8.42%
Overtime	4030	0.00	42.00	0.00	458.00	500.00	500.00	100.00%
Total Salaries		<u>22,116.80</u>	<u>24,765.75</u>	<u>271,689.58</u>	<u>272,419.25</u>	<u>297,185.00</u>	<u>25,495.42</u>	<u>8.58%</u>
Benefits								
Social Security	4110	1,291.39	1,446.75	15,095.42	15,914.25	17,361.00	2,265.58	13.04%
Medicare	4111	302.02	360.00	3,798.04	3,956.00	4,316.00	517.96	12.00%
I.M.R.F.	4115	1,999.81	3,143.00	31,345.98	34,573.00	37,717.00	6,371.02	16.89%
Medical/Life Insurance	4120	4,268.98	4,113.50	46,710.11	45,248.50	49,362.00	2,651.89	5.37%
Supplemental Pensions	4135	184.60	300.00	1,523.15	3,300.00	3,600.00	2,076.85	57.69%
Total Benefits		<u>8,046.80</u>	<u>9,363.25</u>	<u>98,472.70</u>	<u>102,991.75</u>	<u>112,356.00</u>	<u>13,883.30</u>	<u>12.36%</u>
Materials and Supplies								
Boards and Commissions	4205	0.00	400.00	870.00	1,200.00	1,200.00	330.00	27.50%
Dues and Subscriptions	4213	0.00	0.00	175.00	500.00	500.00	325.00	65.00%
Liability Insurance	4219	4,349.98	1,917.00	26,510.63	21,083.00	23,000.00	(3,510.63)	(15.26)%
Maintenance - Vehicles	4229	315.96	42.00	315.96	458.00	500.00	184.04	36.80%
Printing and Forms	4235	0.00	226.00	420.00	1,721.50	1,865.00	1,445.00	77.47%
Economic Development	4240	0.00	0.00	303,111.39	278,000.00	278,000.00	(25,111.39)	(9.03)%
Supplies - Office	4253	0.00	75.00	594.99	825.00	900.00	305.01	33.89%
Training and Education	4263	0.00	0.00	514.00	550.00	550.00	36.00	6.54%
Travel/Meetings	4265	0.00	0.00	149.00	200.00	200.00	51.00	25.50%
Vehicle (Gas and Oil)	4273	89.54	112.50	928.17	1,237.50	1,350.00	421.83	31.24%
Total Materials and Supplies		<u>4,755.48</u>	<u>2,772.50</u>	<u>333,589.14</u>	<u>305,775.00</u>	<u>308,065.00</u>	<u>(25,524.14)</u>	<u>(8.29)%</u>
Contractual								
Consulting/Professional	4325	5,730.00	3,434.00	51,152.00	39,206.00	42,640.00	(8,512.00)	(19.96)%
Const/Prof Reimbursable	4328	4,142.84	5,167.00	72,078.22	62,833.00	68,000.00	(4,078.22)	(5.99)%
Total Contractual		<u>9,872.84</u>	<u>8,601.00</u>	<u>123,230.22</u>	<u>102,039.00</u>	<u>110,640.00</u>	<u>(12,590.22)</u>	<u>(11.38)%</u>
Total Expenditures		<u>44,791.92</u>	<u>45,502.50</u>	<u>826,981.64</u>	<u>783,225.00</u>	<u>828,246.00</u>	<u>1,264.36</u>	<u>0.15%</u>
Total		<u>(44,791.92)</u>	<u>(45,502.50)</u>	<u>(826,981.64)</u>	<u>(783,225.00)</u>	<u>(828,246.00)</u>	<u>(1,264.36)</u>	<u>0.00%</u>

CITY OF DARIEN
Statement of Revenues and Expenditures - Expenditures
General Fund
Public Works, Streets
From 3/1/2019 Through 3/31/2019

		Current Period Actual	Current Period Budget	Current Year Actual	YTD Budget - Original	Total Budget	Total Budget Variance	Percent Total Budget Remaining
Expenditures								
Salaries								
Salaries	4010	47,587.26	53,281.25	588,618.29	586,093.75	639,375.00	50,756.71	7.93%
Overtime	4030	3,522.17	5,834.00	54,641.21	64,166.00	70,000.00	15,358.79	21.94%
Total Salaries		<u>51,109.43</u>	<u>59,115.25</u>	<u>643,259.50</u>	<u>650,259.75</u>	<u>709,375.00</u>	<u>66,115.50</u>	<u>9.32%</u>
Benefits								
Social Security	4110	2,957.66	3,183.00	38,355.34	35,008.00	38,191.00	(164.34)	(0.43)%
Medicare	4111	691.73	745.00	8,970.56	8,187.00	8,932.00	(38.56)	(0.43)%
I.M.R.F.	4115	3,637.08	9,227.00	68,415.16	101,490.00	110,717.00	42,301.84	38.20%
Medical/Life Insurance	4120	11,398.04	9,946.75	115,721.07	109,414.25	119,361.00	3,639.93	3.04%
Supplemental Pensions	4135	184.60	200.00	1,200.00	2,200.00	2,400.00	1,200.00	50.00%
Total Benefits		<u>18,869.11</u>	<u>23,301.75</u>	<u>232,662.13</u>	<u>256,299.25</u>	<u>279,601.00</u>	<u>46,938.87</u>	<u>16.79%</u>
Materials and Supplies								
Liability Insurance	4219	3,154.88	1,508.50	17,404.65	17,739.50	23,029.00	5,624.35	24.42%
Maintenance - Building	4223	27,780.40	6,019.50	273,302.45	336,268.50	341,288.00	67,985.55	19.92%
Maintenance - Equipment	4225	4,166.38	3,044.00	19,058.32	33,456.00	36,500.00	17,441.68	47.78%
Maintenance - Vehicles	4229	5,196.18	4,000.00	83,980.98	44,000.00	48,000.00	(35,980.98)	(74.96)%
Postage/Mailings	4233	0.00	84.00	178.40	916.00	1,000.00	821.60	82.16%
Rent - Equipment	4243	0.00	1,976.00	8,605.00	21,724.00	23,700.00	15,095.00	63.69%
Supplies - Office	4253	0.00	256.75	1,772.07	2,796.25	3,053.00	1,280.93	41.95%
Supplies - Other	4257	1,826.87	2,257.75	85,915.66	135,907.25	138,165.00	52,249.34	37.81%
Small Tools & Equipment	4259	141.99	317.00	48,626.19	62,983.00	63,300.00	14,673.81	23.18%
Training and Education	4263	1,290.00	327.50	2,750.00	4,272.50	4,600.00	1,850.00	40.21%
Uniforms	4269	200.50	475.00	4,112.15	5,971.00	6,446.00	2,333.85	36.20%
Utilities (Elec,Gas,Wtr,Sewer)	4271	174.91	534.00	3,248.34	5,866.00	6,400.00	3,151.66	49.24%
Vehicle (Gas and Oil)	4273	6,801.03	5,025.00	47,354.61	55,275.00	60,300.00	12,945.39	21.46%
Total Materials and Supplies		<u>50,733.14</u>	<u>25,825.00</u>	<u>596,308.82</u>	<u>727,175.00</u>	<u>755,781.00</u>	<u>159,472.18</u>	<u>21.10%</u>
Contractual								
Consulting/Professional	4325	1,280.00	585.00	9,771.74	15,665.00	16,250.00	6,478.26	39.86%
Forestry	4350	222.15	0.00	42,506.72	65,411.00	65,411.00	22,904.28	35.01%
Street Light Oper & Maint.	4359	4,919.56	5,417.00	49,925.53	67,583.00	73,000.00	23,074.47	31.60%
Mosquito Abatement	4365	0.00	0.00	40,887.00	41,700.00	41,700.00	813.00	1.94%

CITY OF DARIEN
Statement of Revenues and Expenditures - Expenditures
General Fund
Public Works, Streets
From 3/1/2019 Through 3/31/2019

		Current Period Actual	Current Period Budget	Current Year Actual	YTD Budget - Original	Total Budget	Total Budget Variance	Percent Total Budget Remaining
Street Sweeping	4373	6,500.00	0.00	34,771.25	38,250.00	38,250.00	3,478.75	9.09%
Drainage Projects	4374	(15,981.40)	0.00	95,838.50	81,300.00	81,300.00	(14,538.50)	(17.88)%
Tree Trim/Removal	4375	0.00	0.00	167,208.75	306,715.00	306,715.00	139,506.25	45.48%
Total Contractual		(3,059.69)	6,002.00	440,909.49	616,624.00	622,626.00	181,716.51	29.19%
Capital Outlay								
Residential Concrete Program	4381	0.00	0.00	52,787.11	0.00	0.00	(52,787.11)	0.00%
Equipment	4815	4,869.50	0.00	319,757.81	526,900.00	526,900.00	207,142.19	39.31%
Total Capital Outlay		4,869.50	0.00	372,544.92	526,900.00	526,900.00	154,355.08	29.29%
Total Expenditures		122,521.49	114,244.00	2,285,684.86	2,777,258.00	2,894,283.00	608,598.14	21.03%
Total		(122,521.49)	(114,244.00)	(2,285,684.86)	(2,777,258.00)	(2,894,283.00)	(608,598.14)	0.00%

CITY OF DARIEN
Statement of Revenues and Expenditures - Expenditures
General Fund
Police Department
From 3/1/2019 Through 3/31/2019

		Current Period Actual	Current Period Budget	Current Year Actual	YTD Budget - Original	Total Budget	Total Budget Variance	Percent Total Budget Remaining
Expenditures								
Salaries								
Salaries	4010	32,766.38	33,625.75	374,941.51	381,344.25	414,970.00	40,028.49	9.64%
Salaries - Officers	4020	335,417.09	302,291.00	3,204,030.76	3,287,154.75	3,572,349.00	368,318.24	10.31%
Overtime	4030	39,058.54	37,834.00	518,756.73	437,166.00	475,000.00	(43,756.73)	(9.21)%
Total Salaries		<u>407,242.01</u>	<u>373,750.75</u>	<u>4,097,729.00</u>	<u>4,105,665.00</u>	<u>4,462,319.00</u>	<u>364,590.00</u>	<u>8.17%</u>
Benefits								
Social Security	4110	2,091.91	2,144.00	24,158.59	23,584.00	25,728.00	1,569.41	6.10%
Medicare	4111	5,599.07	5,392.00	54,017.36	59,312.00	64,704.00	10,686.64	16.51%
I.M.R.F.	4115	2,729.23	4,034.00	37,771.25	44,374.00	48,409.00	10,637.75	21.97%
Medical/Life Insurance	4120	38,427.20	36,171.00	405,062.35	397,881.00	434,053.00	28,990.65	6.67%
Police Pension	4130	23.22	134,907.00	1,634,018.84	1,483,971.00	1,618,878.00	(15,140.84)	(0.93)%
Supplemental Pensions	4135	3,415.10	3,734.00	31,046.69	41,066.00	44,800.00	13,753.31	30.69%
Total Benefits		<u>52,285.73</u>	<u>186,382.00</u>	<u>2,186,075.08</u>	<u>2,050,188.00</u>	<u>2,236,572.00</u>	<u>50,496.92</u>	<u>2.26%</u>
Materials and Supplies								
Animal Control	4201	0.00	125.00	1,035.00	1,375.00	1,500.00	465.00	31.00%
Auxiliary Police	4203	0.00	376.00	2,856.34	4,124.00	4,500.00	1,643.66	36.52%
Boards and Commissions	4205	930.00	1,860.00	11,620.64	20,440.00	22,300.00	10,679.36	47.88%
Dues and Subscriptions	4213	0.00	429.50	2,098.00	4,720.50	5,150.00	3,052.00	59.26%
Investigation and Equipment	4217	1,599.33	3,483.00	21,707.56	39,497.00	42,980.00	21,272.44	49.49%
Liability Insurance	4219	3,380.00	5,336.00	28,407.19	60,284.00	65,520.00	37,112.81	56.64%
Maintenance - Equipment	4225	119.80	926.00	10,125.16	14,924.00	15,850.00	5,724.84	36.11%
Maintenance - Vehicles	4229	(77.30)	1,769.00	35,014.77	19,431.00	21,200.00	(13,814.77)	(65.16)%
Postage/Mailings	4233	0.00	359.00	1,115.09	3,941.00	4,300.00	3,184.91	74.06%
Printing and Forms	4235	0.00	125.00	455.43	1,375.00	1,500.00	1,044.57	69.63%
Public Relations	4239	0.00	375.00	2,857.53	4,125.00	4,500.00	1,642.47	36.49%
Rent - Equipment	4243	0.00	250.00	1,200.00	5,250.00	5,500.00	4,300.00	78.18%
Supplies - Office	4253	1,047.35	542.00	6,533.54	5,958.00	6,500.00	(33.54)	(0.51)%
Training and Education	4263	3,020.00	3,230.00	11,440.81	35,525.00	38,755.00	27,314.19	70.47%
Travel/Meetings	4265	108.79	1,036.00	4,655.34	13,364.00	14,400.00	9,744.66	67.67%
Telephone	4267	998.06	1,199.25	10,107.44	13,175.75	14,375.00	4,267.56	29.68%
Uniforms	4269	21,178.02	543.00	49,363.16	62,557.00	63,100.00	13,736.84	21.76%

CITY OF DARIEN
Statement of Revenues and Expenditures - Expenditures
General Fund
Police Department
From 3/1/2019 Through 3/31/2019

	Current Period Actual	Current Period Budget	Current Year Actual	YTD Budget - Original	Total Budget	Total Budget Variance	Percent Total Budget Remaining
Utilities (Elec, Gas, Wtr, Sewer)	4271 1,248.29	626.00	6,576.34	6,874.00	7,500.00	923.66	12.31%
Vehicle (Gas and Oil)	4273 4,755.30	6,250.00	56,596.79	68,750.00	75,000.00	18,403.21	24.53%
Total Materials and Supplies	38,307.64	28,839.75	263,766.13	385,690.25	414,430.00	150,663.87	36.35%
Contractual							
Consulting/Professional	4325 0.00	0.00	430,370.55	444,460.00	444,460.00	14,089.45	3.17%
Dumeg/Fiat/Child Center	4337 0.00	0.00	3,500.00	7,000.00	7,000.00	3,500.00	50.00%
Total Contractual	0.00	0.00	433,870.55	451,460.00	451,460.00	17,589.45	3.90%
Capital Outlay							
Equipment	4815 21,398.90	0.00	516,581.27	701,576.00	701,576.00	184,994.73	26.36%
Total Capital Outlay	21,398.90	0.00	516,581.27	701,576.00	701,576.00	184,994.73	26.37%
Total Expenditures	519,234.28	588,972.50	7,498,022.03	7,694,579.25	8,266,357.00	768,334.97	9.29%
Total	(519,234.28)	(588,972.50)	(7,498,022.03)	(7,694,579.25)	(8,266,357.00)	(768,334.97)	0.00%

CITY OF DARIEN
Statement of Revenues and Expenditures - Expenditures
Water Fund
Public Works, Water
From 3/1/2019 Through 3/31/2019

		Current Period Actual	Current Period Budget	Current Year Actual	YTD Budget - Original	Total Budget	Total Budget Variance	Percent Total Budget Remaining
Expenditures								
Salaries								
Salaries	4010	33,910.77	42,780.00	427,896.75	470,575.00	513,355.00	85,458.25	16.64%
Overtime	4030	7,138.01	6,250.00	81,035.09	68,750.00	75,000.00	(6,035.09)	(8.04)%
Total Salaries		<u>41,048.78</u>	<u>49,030.00</u>	<u>508,931.84</u>	<u>539,325.00</u>	<u>588,355.00</u>	<u>79,423.16</u>	<u>13.50%</u>
Benefits								
Social Security	4110	2,362.86	3,169.00	29,435.81	34,859.00	38,028.00	8,592.19	22.59%
Medicare	4111	552.63	742.00	6,884.20	8,152.00	8,894.00	2,009.80	22.59%
I.M.R.F.	4115	4,189.62	6,568.00	63,431.97	72,241.00	78,809.00	15,377.03	19.51%
Medical/Life Insurance	4120	9,491.32	8,951.00	95,438.01	98,452.00	107,403.00	11,964.99	11.14%
Supplemental Pensions	4135	184.60	200.00	2,215.40	2,200.00	2,400.00	184.60	7.69%
Total Benefits		<u>16,781.03</u>	<u>19,630.00</u>	<u>197,405.39</u>	<u>215,904.00</u>	<u>235,534.00</u>	<u>38,128.61</u>	<u>16.19%</u>
Materials and Supplies								
Liability Insurance	4219	96.02	16,990.00	163,836.74	187,148.00	204,140.00	40,303.26	19.74%
Maintenance - Building	4223	13,931.48	7,385.50	55,563.66	81,154.50	88,540.00	32,976.34	37.24%
Maintenance - Equipment	4225	349.36	3,265.00	18,121.06	35,885.00	39,150.00	21,028.94	53.71%
Maintenance - Water System	4231	9,264.42	14,520.00	125,827.26	159,680.00	174,200.00	48,372.74	27.76%
Postage/Mailings	4233	0.00	167.00	0.00	1,833.00	2,000.00	2,000.00	100.00%
Quality Control	4241	1,542.60	906.00	9,204.31	9,944.00	10,850.00	1,645.69	15.16%
Service Charge	4251	20,833.34	20,834.00	229,166.74	229,166.00	250,000.00	20,833.26	8.33%
Supplies - Operation	4255	201.62	251.00	1,931.32	2,749.00	3,000.00	1,068.68	35.62%
Training and Education	4263	1,191.00	34.00	2,082.00	2,866.00	2,900.00	818.00	28.20%
Telephone	4267	590.80	871.50	7,489.94	9,578.50	10,450.00	2,960.06	28.32%
Uniforms	4269	0.00	680.00	3,316.35	7,470.00	8,150.00	4,833.65	59.30%
Utilities (Elec,Gas,Wtr,Sewer)	4271	6,132.18	4,292.00	37,767.13	47,208.00	51,500.00	13,732.87	26.66%
Vehicle (Gas and Oil)	4273	1,090.45	1,331.25	11,960.39	14,643.75	15,975.00	4,014.61	25.13%
Total Materials and Supplies		<u>55,223.27</u>	<u>71,527.25</u>	<u>666,266.90</u>	<u>789,325.75</u>	<u>860,855.00</u>	<u>194,588.10</u>	<u>22.60%</u>
Contractual								
Audit	4320	0.00	960.00	6,966.00	10,553.00	11,513.00	4,547.00	39.49%
Consulting/Professional	4325	0.00	1,706.00	5,599.40	18,744.00	20,450.00	14,850.60	72.61%
Leak Detection	4326	742.00	1,676.00	25,635.87	18,424.00	20,100.00	(5,535.87)	(27.54)%
Data Processing	4336	26,621.61	12,709.00	135,151.28	139,791.00	152,500.00	17,348.72	11.37%

CITY OF DARIEN
Statement of Revenues and Expenditures - Expenditures
Water Fund
Public Works, Water
From 3/1/2019 Through 3/31/2019

	Current Period Actual	Current Period Budget	Current Year Actual	YTD Budget - Original	Total Budget	Total Budget Variance	Percent Total Budget Remaining
DuPage Water Commission	4340 330,545.28	418,336.00	3,800,566.74	4,601,696.00	5,020,033.00	1,219,466.26	24.29%
Total Contractual	357,908.89	435,387.00	3,973,919.29	4,789,208.00	5,224,596.00	1,250,676.71	23.94%
Other Charges							
Transfer to Other Funds	4605 0.00	0.00	430,000.00	0.00	0.00	(430,000.00)	0.00%
Total Other Charges	0.00	0.00	430,000.00	0.00	0.00	(430,000.00)	0.00%
Capital Outlay							
Equipment	4815 4,869.50	417.00	57,020.12	78,108.00	78,525.00	21,504.88	27.38%
Water Meter Purchases	4880 11,538.00	2,250.00	31,162.62	24,750.00	27,000.00	(4,162.62)	(15.41)%
Total Capital Outlay	16,407.50	2,667.00	88,182.74	102,858.00	105,525.00	17,342.26	16.43%
Debt Service							
Debt Retire-Water Refunding	4950 0.00	0.00	305,078.00	300,025.00	300,025.00	(5,053.00)	(1.68)%
Total Debt Service	0.00	0.00	305,078.00	300,025.00	300,025.00	(5,053.00)	(1.68)%
Total Expenditures	487,369.47	578,241.25	6,169,784.16	6,736,645.75	7,314,890.00	1,145,105.84	15.65%
Total	(487,369.47)	(578,241.25)	(6,169,784.16)	(6,736,645.75)	(7,314,890.00)	(1,145,105.84)	0.00%

CITY OF DARIEN
Statement of Revenues and Expenditures - Expenditures
Motor Fuel Tax
MFT Expenses
From 3/1/2019 Through 3/31/2019

		Current Period Actual	Current Period Budget	Current Year Actual	YTD Budget - Original	Total Budget	Total Budget Variance	Percent Total Budget Remaining
Expenditures								
Salaries								
Salaries	4010	13,745.60	20,417.00	240,487.40	224,583.00	245,000.00	4,512.60	1.84%
Overtime	4030	717.71	0.00	717.71	0.00	0.00	(717.71)	0.00%
Total Salaries		<u>14,463.31</u>	<u>20,417.00</u>	<u>241,205.11</u>	<u>224,583.00</u>	<u>245,000.00</u>	<u>3,794.89</u>	<u>1.55%</u>
Benefits								
Social Security	4110	896.73	1,266.00	14,954.71	13,924.00	15,190.00	235.29	1.54%
Medicare	4111	209.72	296.00	3,497.47	3,256.00	3,553.00	55.53	1.56%
I.M.R.F.	4115	1,790.56	2,768.50	29,861.18	30,453.50	33,222.00	3,360.82	10.11%
Total Benefits		<u>2,897.01</u>	<u>4,330.50</u>	<u>48,313.36</u>	<u>47,633.50</u>	<u>51,965.00</u>	<u>3,651.64</u>	<u>7.03%</u>
Materials and Supplies								
Road Material	4245	2,044.06	3,175.00	30,587.08	34,925.00	38,100.00	7,512.92	19.71%
Salt	4249	66,655.12	38,617.50	176,575.82	115,852.50	154,470.00	(22,105.82)	(14.31)%
Supplies - Other	4257	0.00	0.00	21,480.99	14,800.00	18,500.00	(2,980.99)	(16.11)%
Pavement Striping	4261	0.00	0.00	8,961.11	14,500.00	14,500.00	5,538.89	38.19%
Total Materials and Supplies		<u>68,699.18</u>	<u>41,792.50</u>	<u>237,605.00</u>	<u>180,077.50</u>	<u>225,570.00</u>	<u>(12,035.00)</u>	<u>(5.34)%</u>
Contractual								
Consulting/Professional	4325	0.00	5,000.00	6,137.50	5,000.00	5,000.00	(1,137.50)	(22.75)%
Total Contractual		<u>0.00</u>	<u>5,000.00</u>	<u>6,137.50</u>	<u>5,000.00</u>	<u>5,000.00</u>	<u>(1,137.50)</u>	<u>(22.75)%</u>
Total Expenditures		<u>86,059.50</u>	<u>71,540.00</u>	<u>533,260.97</u>	<u>457,294.00</u>	<u>527,535.00</u>	<u>(5,725.97)</u>	<u>(1.09)%</u>
Total		<u>(86,059.50)</u>	<u>(71,540.00)</u>	<u>(533,260.97)</u>	<u>(457,294.00)</u>	<u>(527,535.00)</u>	<u>5,725.97</u>	<u>0.00%</u>

CITY OF DARIEN
Statement of Revenues and Expenditures - Expenditures
Special Service Area Tax Fund
SSA Expenditures
From 3/1/2019 Through 3/31/2019

	Current Period Actual	Current Period Budget	Current Year Actual	YTD Budget - Original	Total Budget	Total Budget Variance	Percent Total Budget Remaining
Expenditures							
Materials and Supplies							
Maintenance - Equipment	4225 0.00	125.00	0.00	1,375.00	1,500.00	1,500.00	100.00%
Total Materials and Supplies	0.00	125.00	0.00	1,375.00	1,500.00	1,500.00	100.00%
Contractual							
Consulting/Professional	4325 0.00	0.00	5,000.00	5,000.00	5,000.00	0.00	0.00%
Contingency	4330 0.00	125.00	0.00	1,375.00	1,500.00	1,500.00	100.00%
Total Contractual	0.00	125.00	5,000.00	6,375.00	6,500.00	1,500.00	23.08%
Total Expenditures	0.00	250.00	5,000.00	7,750.00	8,000.00	3,000.00	37.50%
Total	0.00	(250.00)	(5,000.00)	(7,750.00)	(8,000.00)	(3,000.00)	0.00%

CITY OF DARIEN
Statement of Revenues and Expenditures - Expenditures
State Drug Forfeiture Fund
Administration
From 3/1/2019 Through 3/31/2019

	Current Period Actual	Current Period Budget	Current Year Actual	YTD Budget - Original	Total Budget	Total Budget Variance	Percent Total Budget Remaining	
Expenditures								
Other Charges								
Transfer to Other Funds	4605	0.00	0.00	(2,742.44)	0.00	0.00	2,742.44	0.00%
Total Other Charges	0.00	0.00	(2,742.44)	0.00	0.00	0.00	2,742.44	0.00%
Total Expenditures	0.00	0.00	(2,742.44)	0.00	0.00	0.00	2,742.44	0.00%
Total	0.00	0.00	2,742.44	0.00	0.00	(2,742.44)	0.00%	

CITY OF DARIEN
Statement of Revenues and Expenditures - Expenditures
State Drug Forfeiture Fund
Drug Forfeiture Expenditures
From 3/1/2019 Through 3/31/2019

	Current Period Actual	Current Period Budget	Current Year Actual	YTD Budget - Original	Total Budget	Total Budget Variance	Percent Total Budget Remaining
Expenditures							
Materials and Supplies							
Vehicle (Gas and Oil)	4273	62.91	0.00	19,527.74	0.00	(19,527.74)	0.00%
Total Materials and Supplies	62.91	0.00	19,527.74	0.00	0.00	(19,527.74)	0.00%
Total Expenditures	62.91	0.00	19,527.74	0.00	0.00	(19,527.74)	0.00%
Total	(62.91)	0.00	(19,527.74)	0.00	0.00	19,527.74	0.00%

CITY OF DARIEN
Statement of Revenues and Expenditures - Expenditures
Water Depreciation Fund
Depreciation Expenses
From 3/1/2019 Through 3/31/2019

	Current Period Actual	Current Period Budget	Current Year Actual	YTD Budget - Original	Total Budget	Total Budget Variance	Percent Total Budget Remaining
Expenditures							
Capital Outlay							
Capital Improv-Infrastructure	4390 (35.00)	0.00	1,528,610.89	1,608,000.00	1,608,000.00	79,389.11	4.93%
Total Capital Outlay	(35.00)	0.00	1,528,610.89	1,608,000.00	1,608,000.00	79,389.11	4.94%
Total Expenditures	(35.00)	0.00	1,528,610.89	1,608,000.00	1,608,000.00	79,389.11	4.94%
Total	35.00	0.00	(1,528,610.89)	(1,608,000.00)	(1,608,000.00)	(79,389.11)	0.00%

CITY OF DARIEN
Statement of Revenues and Expenditures - Expenditures
Federal Equitable Sharing Fund
Drug Forfeiture Expenditures
From 3/1/2019 Through 3/31/2019

	Current Period Actual	Current Period Budget	Current Year Actual	YTD Budget - Original	Total Budget	Total Budget Variance	Percent Total Budget Remaining
Expenditures							
Materials and Supplies							
Dues and Subscriptions	4213 795.00	0.00	101,655.17	0.00	0.00	(101,655.17)	0.00%
Total Materials and Supplies	795.00	0.00	101,655.17	0.00	0.00	(101,655.17)	0.00%
Total Expenditures	795.00	0.00	101,655.17	0.00	0.00	(101,655.17)	0.00%
Total	(795.00)	0.00	(101,655.17)	0.00	0.00	101,655.17	0.00%

CITY OF DARIEN
Statement of Revenues and Expenditures - Expenditures
Capital Improvement Fund
Capital Fund Expenditures
From 3/1/2019 Through 3/31/2019

	Current Period Actual	Current Period Budget	Current Year Actual	YTD Budget - Original	Total Budget	Total Budget Variance	Percent Total Budget Remaining
Expenditures							
Contractual							
Consulting/Professional	4325 4,711.01	0.00	26,783.36	47,500.00	47,500.00	20,716.64	43.61%
Total Contractual	4,711.01	0.00	26,783.36	47,500.00	47,500.00	20,716.64	43.61%
Capital Outlay							
Ditch Projects	4376 14,467.75	0.00	1,820,219.10	1,959,700.00	1,959,700.00	139,480.90	7.11%
Sidewalk Replacement Program	4380 0.00	0.00	159,660.36	161,625.00	161,625.00	1,964.64	1.21%
Crack Seal Program	4382 0.00	0.00	154,176.00	154,181.00	154,181.00	5.00	0.00%
Curb & Gutter Replacement Prog	4383 0.00	0.00	390,827.76	433,335.00	433,335.00	42,507.24	9.80%
Capital Improv-Infrastructure	4390 0.00	0.00	92,694.48	0.00	0.00	(92,694.48)	0.00%
Street Reconstruction/Rehab	4855 0.00	0.00	1,158,623.19	1,294,100.00	1,294,100.00	135,476.81	10.46%
Total Capital Outlay	14,467.75	0.00	3,776,200.89	4,002,941.00	4,002,941.00	226,740.11	5.66%
Debt Service							
Debt Retire - Property	4945 0.00	0.00	194,177.50	194,427.00	194,427.00	249.50	0.12%
Total Debt Service	0.00	0.00	194,177.50	194,427.00	194,427.00	249.50	0.13%
Total Expenditures	19,178.76	0.00	3,997,161.75	4,244,868.00	4,244,868.00	247,706.25	5.84%
Total	(19,178.76)	0.00	(3,997,161.75)	(4,244,868.00)	(4,244,868.00)	(247,706.25)	0.00%

CITY OF DARIEN -- CASH RESERVES
March 31, 2019

FUND	FUND NAME	TOTAL
01	General Fund	\$ 2,443,928.11
02	Water Fund	\$ 2,752,668.69
03	MFT Fund	\$ 332,836.16
05	Impact Fees Fund	\$ -
7	Stormwater Management Fund	\$ 79,595.08
10	Special Service Area Tax Fund	\$ 14,512.17
11	State Drug Forfeiture Fund	\$ 18,907.44
12	Water Depreciation Fund	\$ 1,912,197.43
17	Federal Equitable Sharing Acct	\$ 218,334.26
18	Seized Asset Funds	\$ -
19	DOT - Federal Equitable Sharing	\$ 18,457.10
23	DUI Technology Fund	\$ 5,641.13
24	E-Citation Fund	\$ 1,347.39
25	Capital Improvement Fund	\$ 5,378,153.25
	TOTAL	\$ 13,176,578.21

Prior Month Cash Balance

\$ 13,362,420.81

Bank Accounts and Interest Rates	Account Balances
Republic Bank Drug Forfeiture Account - 1.94% *	\$ 18,907.44
Republic Bank Equitable Federal Sharing Acct - 1.94% *	\$ 236,791.36
Republic Bank Now Account - 1.94% *	\$ 10,784,727.77
Republic Bank Operating Account	\$ 115,971.24
Republic Bank Payroll Account - Zero Balance Acct	\$ (47,204.33)
Illinois Funds Money Market Account - 2.474%	\$ 12,416.38
IMET Investment Fund 2.35%	\$ 16,774.59
Wintrust Community Bank 12 Month CD - 2.58% - MAT - 7/19/2019	\$ 1,018,027.07
Wintrust Community Bank 24 Month CD - 2.89% - MAT - 7/19/2020	\$ 1,020,166.69
	TOTAL
	\$ 13,176,578.21

Market Value

Letter of Credit as of 03/31/2019

\$ 20,000,000

* Republic Bank interest rate is Annual Percentage Rate

CITY OF DARIEN

RULES FOR COMPLIANCE WITH PUBLIC COMMENT REQUIREMENTS OF THE ILLINOIS OPEN MEETINGS ACT

I. PURPOSE OF RULES.

The purpose of these Rules is to comply with the requirement of Section 2.06 of the Illinois Open Meetings Act that a public comment section be provided at each meeting subject to the Open Meetings Act.

II. DEFINITION OF “PUBLIC BODY” or “BODY.”

For purposes of these Rules, the term “Public Body” or “Body” shall mean the City Council, any Committee of the City Council, and any Board and Commission established by the City Council.

III. RULES GOVERNING PUBLIC COMMENT.

A. Unless otherwise allowed by a majority vote of the Body, the public comment periods shall be as follows:

1. For the City Council, as set forth on the attached **Agenda template**.
2. For Council committees and advisory committees, at the conclusion of the meeting immediately before adjournment. At the direction of the Body, the floor may be opened for public comment in conjunction with specific agenda items.

B. Individuals seeking to make public comment to the Body shall be formally recognized by the Chair.

C. Individuals addressing the Body shall identify themselves by name, but need not provide their home address.

D. Individuals addressing the Body shall do so by addressing their comments to the Body

itself and shall not turn to address the audience.

E. Public comment time shall be limited to three (3) minutes per person.

F. An individual will be allowed a second opportunity to address the Body only after all other interested persons have addressed the Body and only upon the majority vote of the Body.

G. In the case of a special meeting, public comment will be limited to subject matters germane to the agenda of the special meeting.

IV. PUBLIC HEARING REQUIREMENTS.

Additional public comments periods will be allowed as required by law in the case of public hearing, subject to the same time constraints.

Approved by a Motion on November 17, 2014